

T4TOnline Trainer's Manual

Preface

T4T refers to “Training for Trainers”. It is designed to teach you how to initiate an effective evangelism and discipleship training process in your community that will result in hundreds or even thousands of new believers being disciplined in new faith communities.

This manual is based on training originally developed by Ying Kai and his close associate, Steve Smith. They deserve the ultimate credit for its content. Attempting to reflect their thinking and his own experience using T4T in South Asia, David Garrison has partnered with Greater Europe Mission to provide this training to a broader audience.

This document may be downloaded for free at www.T4TOnline.org. Please visit this website for additional resources and to connect with the T4T community. David Garrison’s church-planting website at www.churchplantingmovements.com is another excellent resource.

Permissions

Because our desire is that God use this manual for the greatest benefit to His Kingdom, we give you the following permissions:

- You may distribute this manual to others on condition that you give it to them for free. “Freely you have received, freely give.”
- You may translate this manual into other languages.
- You may make changes in the content of this manual so that it better fits your context.
- You may download the training videos and dub or subtitle them in another language.

Send us your translations and revisions

- If you translate this manual into another language or change the content, please send us a PDF copy so it can be made available to others on the T4TOnline website. Please include the name of the language and a brief description of any changes that you made.
- If you send us a document, please let us know if your name is safe to include as the author, otherwise the source of the document will be hidden for security reasons.
- If you subtitle or dub the videos please send us a copy or the link where they are located on the Internet so we can make them available to others.

- Please send your translation or revision to this email address: contact.T4TOnline@gmail.com.

Getting Started

This manual is intended to help you learn the basic concepts and content of T4T, Training for Trainers. It was designed for you to learn on your own so that you can turn around and train others. You are the match that God can use to light the fuse of a great movement to Christ in your region! The ultimate goal is that you lead people to Christ and then train them to reach and train others, who will reach and train others, who will reach and train others, etc. Each group of people who are being trained form the nucleus of a new church plant.

Although designed for self-study, there are great advantages if you have a partner who will do this training with you. This training is very simple, but it is challenging! Having others who will do this with you makes a huge difference. Through your partner or partners, God will provide you encouragement, greater insights, and support to do the assignments. Ask God to show you others in your area who will join with you. Like you, they need to be committed to reaching and training others. If you will be faithful to do all that this training asks of you, we believe that you will see significant fruit in your life and ministry!


The **first two sessions** of this training give you basic information about T4T. You will also begin doing those things that you will ask your trainees to do later. To be an effective trainer, you need to lead by example. Experience is not required – you only need to stay one step ahead of the people you train.

Sessions 3 through 9 show you how to conduct weekly training meetings with your trainees. Try to find at least two people to train before starting Session 3. The training works even better if you can find 10 or more people to train. If you are the only believer in your area, the people you train will be the people you lead to Christ during the first part of this training.

As you begin this training please watch the following video. Then read the documents that are listed.

 [Video: Introduction](#)

 [Text of Video: Introduction](#)

 [Overview of T4T Training](#)

 [List of Documents to Translate](#)

You must connect to the Internet in order to watch the videos contained in this manual. Click on the video links to open your Internet browser to the video. Another way is to copy the video's web address into your browser. All of these videos are located at <http://vimeo.com/t4tonline/videos>. If you want to download a video, right-click on "Download this video" on the lower right of the page and then select "Save target as...".

You can also find these videos at www.youtube.com/user/GoEurope2010#p/a.

All documents referred to in this manual are located in the section “Training Documents” at the end of this manual. Click on the document links to jump to where that document is located.

You are not in this alone! We are praying for you! Best of all, our Lord, who has been given all authority in heaven and earth, has promised to be with you each step of the way (Matthew 28:18–20)!

Your servants in Christ,

David Garrison, International Mission Board

Richard Beckham, Greater Europe Mission

Session 1

Preparation: Introduction to Training for Trainers



God is at work, redeeming the citizens of this world into the community of His Son, Jesus Christ.

God has placed you where you are to make a vital contribution to the advance of His Kingdom. He has chosen you for a purpose.

In this first session you will be introduced to a very effective training process that could multiply the spread of the gospel throughout your community, region, and nation. It's called "Training for Trainers," or "T4T."



Why become a T4T trainer?

Do you want your people, your community, your city transformed through the power of the gospel? In the following video, David Garrison, author of the book *Church Planting Movements: How God is Redeeming a Lost World*, explains why he considers T4T to be a highly effective method for spreading the gospel and establishing a rapidly growing network of healthy churches.


 [Video: Vision Casting \(Why T4T?\)](#)

 [Text of Video: Vision Casting \(Why T4T?\)](#)

The origin of T4T

T4T came into existence because God answered the prayers of a man named Ying Kai. Listen to David Garrison as he tells the encouraging story of how God helped Ying Kai develop T4T, and how God is using it to catalyze thousands of believers into effective multipliers of new disciples in nations all over the world.

 [Video: The Ying Kai Story](#)

 [Text of Video: The Ying Kai Story](#)



next steps

Is the Holy Spirit prompting you to look for an effective way to mobilize and train Christians to share the gospel every day, wherever they are, as a way of life? If so, you need to consider implementing T4T.

Before you decide, please familiarize yourself with the basic principles and requirements of T4T by reading the following document (if you haven't already done so).

[Overview of T4T Training](#)

Based on what you now know about T4T training, have you decided that this is part of God's plan for your life? If so, the next two sessions will show you how to effectively communicate your faith to others, begin training others to communicate their faith effectively, and lay the foundation for a movement that could spread throughout your community and beyond. You will begin by learning more about Ying Kai's Four Questions. . .



reflect

1. What do you hope to see happen in your life and ministry as a result of this training?
2. How useful do you think T4T can be in reaching and discipling the lost in your area?

Session 2:

Preparation: The Four Questions



Welcome back. We are excited that you have decided to become a Trainer of Trainers!

Ying Kai found that the process of transformation from fruitless Christians to highly productive servants of God did not come instantly. But, as he often says, neither was it rocket science.

As Ying dialogued with the Christian men and women who came to his first training sessions, he discovered the fears and limitations that bound them and prevented them from being fruitful servants. As he listened and prayed he was able to summarize their core concerns into **Four Questions**. When he provided them with answers to those questions, they were able to effectively share their faith with family members and friends.

In this session you will learn how to help your trainees answer those four questions. You will also begin practicing some of the things that you learn so that you can be an example to your trainees.

Important Note: In order to offer this training in a language other than English, certain documents must be translated. We recommend that you start the translation process now, so that you are prepared for your first meeting with your trainees at the end of Session 3.

 [List of Documents to Translate](#)



Questions One and Two: What do I say? and Who do I say it to?


The most important part of T4T is a commitment to regularly share your personal salvation story with people around you--especially with those whose hearts God is preparing to listen and respond positively. Therefore the starting point of T4T training involves. . .

- writing and practicing your story
- preparing a list of people who someday need to hear your story

These two activities are the answers that God gave Ying Kai to his first two questions--What do I say? and Who do I say it to?


Before you can teach these things to others you need to practice them yourself.

First, print out the documents below and watch the video of David Garrison or read the text of the video.

 [Assignment: Write Your Story](#)

 [Resource: Tips for Writing and Telling Your Story](#)

 [Video: The Four Questions](#)

 [Text of Video: The Four Questions](#)

Second, practice what you've learned by completing the Assignment that you printed out above.


Questions Three and Four: Why should I do this? and What do I do if they say, "Yes"?

Another important part of T4T is accountability. This is the answer to the question Why should I do this? You will learn more about it in the next video.

You will also discover how a simple worksheet called "God's Plan of Salvation" can be used to explain the gospel after you tell your story. Being prepared to go through this worksheet with someone is the answer to the question What do I do if they say, "Yes"?

To continue learning the essential elements of T4T, complete the following steps.

First, print out the Worksheet below and watch the video or read the text of the video.

 [Worksheet: Lesson 1 – God's Plan of Salvation](#)

 [Video: Questions Three and Four](#)

 [Text of Video: Questions Three and Four](#)

Second, carefully read the Lesson 1 Worksheet and look up the Bible verses so that you can go through it with someone if they express interest.

Third, go out and practice what you are learning according to the instructions in the Assignment below.

 [Assignment: Tell Your Story](#)



next steps

You have been given a lot of information this week, but as you pray over your list and practice telling your story to friends and family, everything should start to make sense.

In the next session you will learn more about how to use the Lesson 1 Worksheet, and also how to organize effective meetings with your trainees. Then you will meet with your trainees for the first time.

Don't forget to start translating the documents that you will eventually be giving to your trainees.

reflect

1. What do you think about Ying's simple approach to help believers share their faith with family and friends? How well do you think this will work in your context? What concerns do you have?
2. Have you ever told someone your story? How did they react? How do you think you could tell your story more effectively?

Session 3

Leading Weekly Meeting 1 – The Four Questions and God’s Plan of Salvation



You have done the first two sessions in this manual on your own. Those sessions prepared you to begin training others in T4T. Beginning with this session, you will start meeting weekly with a group of your trainees. These trainees could be people whom you have led to the Lord recently. Sessions 3 through 9 will prepare you for leading these weekly training sessions.

In this session you will learn how to conduct effective weekly meetings. Then you will look at the suggested plan for your first meeting and begin preparing what you’re going to say to your group. This will include showing your group how to use the worksheet “Lesson 1 – God’s Plan of Salvation.” During each weekly meeting, you will teach the group a new “lesson”.




The Weekly Meeting

With the exception of your first meeting with the group, all of your meetings will follow the same pattern. The following video explains what that pattern is and why it is important.

Please print out the Resource document and then watch the video of David Garrison or read the text of the video.

 [Resource: What to Include in Every Meeting](#)

 [Video: The Weekly Meeting](#)

 [Text of Video: The Weekly Meeting](#)


Preparing for Your First Weekly Meeting

- Since this is your first meeting with your group it will be different from the normal weekly pattern. The following Trainer's Guide will help you understand what you need to do, and why, during your first meeting.


First, read and study the Trainer's Guide.

 [Trainer's Guide for Weekly Meeting #1](#)

Second, make copies of the Lesson 1 Worksheet to give to all of your trainees.

 [Worksheet: Lesson 1 – God's Plan of Salvation](#)

Third, make copies of the following optional documents if you think your trainees would benefit from having them. (Studies show that some people learn better when they not only hear something, but also see it.)

 [Assignment: Tell Your Story](#)

 [Resource: Tips for Writing and Telling Your Story](#)



next steps

You are about to meet with your training group for the first time. As you begin, it is important to remember that T4T is not about teaching lessons--it is about training and multiplying trainers (2 Timothy 2:2).

An important characteristic of your group training will be an expectation and accountability that everyone you train will in turn train others, who will in turn train others. Each believer in your group is expected to witness to five persons each week, and then learn to train those who believe, in order to repeat the process.

Emphasize this from the very beginning, pray expectantly, and watch to see what God does!



reflect

1. How important is it for you to model "being a doer" for your trainees? What things will you need to model for the people you are training?
2. How important is the meeting format to the success of the training? (see Resource: What to Include in Every Meeting.) What parts will you be most tempted to skip?
3. How well does the worksheet "Lesson 1 – God's Plan of Salvation" explain the Gospel to people in your community? What parts will people find hard to understand or accept? Is there anything in the lesson that needs to be changed? Do you know of other tools for sharing the Gospel that are effective in your community?

Session 4

Leading Weekly Meeting 2 – Understanding Prayer

overview


You are about to learn how to conduct your second weekly meeting with your group. During this second meeting, you will be asking your group to report on their first attempts to tell their story. You will also be showing them how to use the Lesson 2 Worksheet, "Understanding Prayer", which will help new believers grow in their faith.


assignments

Preparing for Your Second Weekly Meeting

From this meeting onward, you will be following the normal weekly pattern that we presented to you during last week's lesson. The following video will help you to understand both the "WHAT" and the "WHY" regarding what you need to do during your second meeting. You may also want to read the text of the video or refer back to it during your preparation for the meeting.

First, print a copy of the Lesson 2 Worksheet and refer to it as you watch the video from David Garrison.

 [Worksheet: Lesson 2 – Understanding Prayer](#)


 [Video: Prayer – Talking with God](#)

 [Text of Video: Prayer – Talking with God](#)

Second, read and study the Trainer's Guide for the Weekly Meeting #2.

 [Trainer's Guide for Weekly Meeting #2](#)

Third, make copies of the Lesson 2 Worksheet to give to all of your trainees.

 [Worksheet: Lesson 2 – Understanding Prayer](#)

next steps

As you prepare for this week's meeting with your trainees, be sure to remember to . . .

1. Make copies of all needed documents that you will hand out to your trainees.

2. Pray for yourself—that God will work through you to train your group wisely and effectively
3. Pray for your trainees—that God will motivate them to continue telling their story and will cause people who hear their story to understand and respond positively
4. Be faithful to do what you are asking your trainees to do
5. Keep translating the documents you will be handing out during future weeks
6. Follow the complete process of T4T for each meeting

 **reflect**

1. Have you been able to share your story and the Gospel with anyone this week? How did they respond? How will you follow up on those who responded positively?
2. Did you learn anything new about prayer as you read the worksheet "Lesson 2 – Understanding Prayer"? Do you know of other simple tools for prayer that could be helpful to those you are training?

Session 5

Leading Weekly Meeting 3 – Daily Time With God

overview


With this lesson, you will learn how to conduct your third weekly meeting with your group which will include continuing to ask your group members to report on their attempts to tell their story. You will also be showing them how to use the Lesson 3 Worksheet, “Daily Time With God”, to help new believers grow in their faith.

assignments

Preparing for Your Third Weekly Meeting

The following video will help you to understand both the "WHAT" and the "WHY" regarding what you need to do during your third meeting. In this video you will also receive additional information about the importance of including all seven elements of the normal weekly meeting pattern. You will want to print out the documents below before you watch the video or before you read the text of the video.

First, print a copy of the Lesson 3 Worksheet and refer to it as you then watch the video from David Garrison.

 [Worksheet: Lesson 3 – Daily Time With God](#)


 [Video: Daily Time with God](#)

 [Text of Video: Daily Time with God](#)

Second, read and study the Trainer's Guide for the Weekly Meeting #3.

 [Trainer's Guide for Weekly Meeting #3](#)

Third, make copies of the Lesson 3 Worksheet to give to all of your trainees.

 [Worksheet: Lesson 3 – Daily Time With God](#)

next steps

As you prepare for this week's meeting with your trainees, be sure to remember to . . .

1. Make copies of all documents that you will give to your trainees

2. Pray for yourself—that God will work through you to train your group wisely and effectively
3. Pray for your trainees—that God will motivate them to continue telling their story and will cause people who hear their story to understand and respond positively
4. Be faithful to do what you are asking your trainees to do
5. Keep translating the documents you will be handing out during future weeks
6. Follow the complete process of T4T for each meeting



reflect

1. What are some things you could do to become more consistent in spending time with God? How can you help new believers to have a consistent quiet time?
2. Have you been able to share your story and the Gospel with anyone this week? What happened? Are the people you are training doing the same? Are you also training them to train others? How is that going?

Session 6

Leading Weekly Meeting 4 – The God Who Saved Us

overview


In this session, you will learn how to conduct your fourth weekly meeting with your group. During this meeting, you will continue to ask your group to report on their attempts to tell their story and to also ask about their training of those who have responded to the Gospel. You will be showing them how to use the Lesson 4 Worksheet, “The God Who Saved Us”, to help new believers grow in their faith.

assignments

Preparing for Your Fourth Weekly Meeting

The following video will help you to understand what you need to do during your fourth meeting. You will want to print out the documents below before you watch the video or read the text of the video.

First, print a copy of the Lesson 4 Worksheet and refer to it as you then watch the video from David Garrison.

 [Worksheet: Lesson 4 – The God Who Saved Us](#)


 [Video: The God Who Saved Us](#)

 [Text of Video: The God Who Saved Us](#)

Second, read and study the Trainer's Guide for the Weekly Meeting #4.

 [Trainer's Guide for Weekly Meeting #4](#)

Third, make copies of the Lesson 4 Worksheet to give to all of your trainees.

 [Worksheet: Lesson 4 – The God Who Saved Us](#)

next steps

As you prepare for this week's meeting with your trainees, be sure to remember to . . .

1. Make copies of all documents that you will give to your trainees
2. Pray for yourself—that God will work through you to train your group wisely and effectively

3. Pray for your trainees—that God will motivate them to continue telling their story and will cause people who hear their story to understand and respond positively
4. Be faithful to do what you are asking your trainees to do
5. Keep translating the documents you will be handing out during future weeks
6. Follow the complete process of T4T for each meeting



reflect

1. How do the people around you view God? What are some of the most common misconceptions about God that prevent people from having a Biblical relationship with Christ?
2. How well does “Lesson 4 – The God Who Saved Us” deal with the ignorance or misunderstandings that people in your area have about God? Does anything in the lesson need to be changed?

Session 7

Leading Weekly Meeting 5 – Church, the Community of God

overview

In this session, you will learn how to conduct your fifth weekly meeting with your group. During this meeting, you will continue to ask your group to report on their attempts to tell their story and to also ask about their training of those who have responded to the Gospel. You will be showing them how to use the Lesson 5 Worksheet, “Church, the Community of God”, to help new believers grow in their faith.


assignments

Preparing for Your Fifth Weekly Meeting

The following video will help you to understand what you need to do during your fifth meeting. You will want to print out the documents below before you watch the video or read the text of the video.

First, print a copy of the Lesson 5 Worksheet and refer to it as you then watch the video from David Garrison.

 [Worksheet: Lesson 5 – The Church, the Community of God](#)

 [Video: Being and Doing Church](#)

 [Text of Video: Being and Doing Church](#)

Second, read and study the Trainer's Guide for the Weekly Meeting #5.

 [Trainer's Guide for Weekly Meeting #5](#)

Third, make copies of the Lesson 5 Worksheet to give to all of your trainees.

 [Worksheet: Lesson 5 – Church, The Community of God](#)

next steps

As you prepare for this week's meeting with your trainees, be sure to remember to . . .

1. Make copies of all documents that you will give to your trainees

2. Pray for yourself—that God will work through you to train your group wisely and effectively
3. Pray for your trainees—that God will motivate them to continue telling their story and will cause people who hear their story to understand and respond positively
4. Be faithful to do what you are asking your trainees to do
5. Keep translating the documents you will be handing out during future weeks
6. Follow the complete process of T4T for each meeting

 **reflect**

1. How do the people around you view the church? What are some of the most common misconceptions about the church that close their hearts towards Christ and the true Gospel?
2. How well does “Lesson 5 - Church, the Community of God” deal with the ignorance or misunderstandings that people in your area have about “church”? Does anything in the lesson need to be changed?

Session 8

Leading Weekly Meeting 6 – God's Will For Your Life

overview


In this session, you will learn how to conduct your sixth weekly meeting with your group. During this meeting, you will continue to ask your group to report on their attempts to tell their story and to also ask about their training of those who have responded to the Gospel. You will be showing them how to use the Lesson 6 Worksheet, “God’s Will for Your Life”, to help new believers grow in their faith.


assignments

Preparing for Your Sixth Weekly Meeting

The following video will help you to understand what you need to do during your sixth meeting. You will want to print out the documents below before you watch the video or read the text of the video.

First, print a copy of the Lesson 6 Worksheet and refer to it as you then watch the video from David Garrison.


 [Worksheet: Lesson 6 – God's Will For You](#)

 [Video: God’s Will for You](#)


 [Text of Video: God’s Will for You](#)


Second, read and study the Trainer's Guide for the Weekly Meeting #6 and the Gospel of Luke Reading Guide Resource.

 [Trainer's Guide for Weekly Meeting #6](#)

 [Resource: Gospel of Luke Reading Guide](#)

Third, make copies of the Lesson 6 Worksheet and the Lesson 6 Gospel of Luke Reading Guide Resource to give to all of your trainees.

 [Worksheet: Lesson 6 – God's Will For You](#)

 [Resource: Gospel of Luke Reading Guide](#)



next steps

As you prepare for this week's meeting with your trainees, be sure to remember to:

1. Make copies of all the documents that you will hand out to your trainees.
2. Pray for yourself—that God will work through you to train your group wisely and effectively
3. Pray for your trainees—that God will motivate them to continue telling their story and will cause people who hear their story to understand and respond positively
4. Be faithful to do what you are asking your trainees to do
5. Keep translating the documents you will be handing out during future weeks
6. Follow the complete process of T4T for each meeting



reflect

1. How would you describe your own purpose in life? In what ways has this manual impacted your understanding of your purpose?
2. What is God's purpose for the people you will train? How can you help them follow this purpose?

Session 9

Leading Weekly Meeting 7 – Continuing as a Group

overview

During the past six weeks you and your trainees have learned and practiced the answers to Ying Kai's Four Questions (What do I say? Who do I say it to? Why should I do this? and What do I do if they say "Yes"?). We hope that with God's help you have seen many people receive Jesus as their Savior.

Now your goal should be to continue meeting as a group every week. Many more people need to hear about God's salvation, and those who receive salvation need to be trained to tell their story to others and to train those who respond.

In this session you will learn how to help your trainees continue to have meaningful weekly meetings in which they. . .

1. share their needs and pray for one another
2. worship
3. challenge one other to continue telling their story and training others
4. renew their vision
5. study and apply scripture
6. practice ministry skills
7. set new goals for the coming week

You will be following the same three-part pattern that you have learned over the past few weeks, but the "lesson" in your group meeting will now consist of a passage of scripture that your group studies together.

Once this pattern is fully established, your group should be able to go on and progress, even if something were to happen to you.

assignments

Preparing for Your Seventh Weekly Meeting

This week is a time of transition for your group. The following Trainer's Guide will help you understand what you need to do during your seventh meeting. It will also provide you with a plan for future meetings.


First, read and study the Trainer's Guide for Weekly Meeting #7. Also read and become familiar with the Bible Study Guide.

 [Trainer's Guide for Weekly Meeting #7](#)

 [Worksheet: Bible Study Guide](#)

Second, make copies of the Bible Study Guide to give to all of your trainees, and make several copies of the Gospel of Luke Reading Guide to give to those trainees who may have forgotten to bring the copy they received in Session 8.

 [Worksheet: Bible Study Guide](#)

 [Resource: Gospel of Luke Reading Guide](#)


Preparing for Future Meetings

The following resources and reminders will guide and motivate you and your trainees as you continue meeting each week, continue telling your story, continue presenting God's salvation, and continue training those who respond.

Keep stimulating the vision of your trainees

One reason why T4T is successful is its alignment with God's purposes for the world--including your community, region and nation. As you and your trainees continue to tell your story and share the Six Lessons with those who are interested, there will be both moments of joy and times of difficulty. Therefore one important element of T4T is motivation. Each week be sure to share something from the Bible that expands everyone's spiritual vision and reminds everyone why the activities associated with T4T are so important.

Read the following document for ideas about what to share with your group.


 [Resource: Ideas for Vision-Casting](#)

Teach the Hidden Wisdom of T4T

T4T is based on a number of important principles that Ying Kai discovered as God helped him to develop this training. We call these principles "hidden wisdom." They are another reason why T4T is successful. It is important that you remember the hidden wisdom of T4T and make it a vital part of your life and the life of each trainee.

To familiarize yourself with the hidden wisdom of T4T watch the following video of David Garrison and read the following document.

 [Video: Hidden Wisdom](#)

 [Text of Video: Hidden Wisdom](#)

 [Resource: The Hidden Wisdom of T4T](#)

Maintain accountability

Mutual accountability is another important reason why T4T is successful. This must begin with you, the trainer. In order to hold your trainees accountable you need to be a positive example. Watch the following video of David Garrison and think about what you need to do in order to continue being a good example to your group.

 [Video: Witnessing Accountability](#)

Include seven essential elements in every meeting

As you have learned in previous sessions, T4T meetings follow a three-part pattern. Within this pattern are seven essential elements that need to be included in every meeting. It may be tempting to de-emphasize or even eliminate some of the elements, but this will hinder what God wants to do in the lives of your trainees. Please review the following document and evaluate how well you have maintained this pattern.

 [Resource: What to Include in Every Meeting](#)

If you have been neglecting any of the essential elements of a meeting, ask for God's help in re-establishing the right pattern, starting with your next meeting with your group.



next steps

As you prepare for future meetings with your trainees, the most important source of success and fruitfulness will be God Himself. Therefore the most important thing you can do is pray. Here are some suggestions, both for you and for your trainees. Pray . . .

1. to have the heart of God
2. to love and yearn for the lost
3. to make God's message clear and compelling
4. that God will draw the lost to salvation
5. that God will conform the will of new believers to that of Jesus Christ
6. that God will cause many new groups to come into existence and grace the new believers with a viable and growing new church
7. for the protection of God from Satan's slings and arrows,
8. for deliverance from temptation and immorality
9. for new leaders to emerge
10. for those who are trained to be doers and not hearers only
11. for His kingdom to come and His will to be done on earth as fully and completely as it is in heaven (Luke 11:2)





reflect

How do you plan to continue to move forward in sharing the Gospel and discipling new believers so that they can train others? What next steps will you take?

Training Documents

Preface Documents

 Text of Video: Introduction

 Overview of T4T Training

 List of Documents to Translate

Text of Video: Introduction

Welcome to T4T Online. My name is David Garrison. This website is designed to give you a window into one of the most explosive church planting movements in the world today. More importantly, we have assembled for you tools and resources to equip you as you pursue God's vision for your own people group or community. On this website you'll find a leader's guide, training lessons, and a step-by-step video of instructions. We hope you enjoy this resource and that God will use it to greatly advance His kingdom in your community.

Overview of T4T Training

How T4T is Different from Other Training

As its name implies Training for Trainers, T4T, is all about training. Its goal is to train believers who can train others in a very simple yet effective method of evangelism and discipleship. The goal of the training is to establish rapidly reproducing churches and groups of disciples across relationship networks.

³⁵ Do you not say, 'Four months more and then the harvest'? I tell you, open your eyes and look at the fields! They are ripe for harvest. ³⁶ Even now the reaper draws his wages, even now he harvests the crop for eternal life,.... (John 4:35–36 NIV)

In many ways T4T is a direct response to these words of Jesus. Its central focus is the harvest that God has already prepared and that is already waiting to be harvested. In that sense, T4T is very different from approaches that focus more on sowing and developing relationships so the Gospel can be eventually shared and received. Because of this difference, T4T has the potential to fuel a much more rapid rate of evangelism and church planting. In the end, both sowing and reaping are necessary, but T4T is especially designed for rapid reaping and gaining momentum.

The Biblical Basis for T4T

In targeting the harvest that God has already prepared, T4T is based on several Biblical truths that lay the foundation for rapid multiplication:

First, God's Spirit is already at work all around us convicting people's hearts and preparing them to receive the Good News (John 16:8). Our job is to go out and find them. The only way to find them is to share the Gospel with everyone (Mark 16:15).

Second, evangelism is most effective when it comes from someone who knows you and loves you. T4T focuses on sharing the Gospel with friends, family and existing networks of relationships (Acts 10:24, 16:31–33). Those within a relationship network who come to Christ form the nucleus of new churches or groups of disciples (1 Cor. 16:19, Rom. 16:15) that are able to lead and feed themselves.

Third, those who come to Christ are trained so that they can repeat this process within new networks of relationships (2 Tim. 2:2). It is vital that training be kept so simple that anyone can do it. T4T keeps things simple by focusing on just four basic questions: 1) What do I say?, 2) Who do I say it to?, 3) What makes you think I will do this?, and 4) What do I do if they say "yes" to Jesus?

Fourth, among those who are trained, some will arise who are especially fruitful, leading many to Christ and effectively training them so that multiplication keeps happening (Matt. 13:23). The only way to find these super productive believers is to train everyone and see what fruit they produce. These super producers are key to the establishment of a movement.

The Most Important Part of T4T

The secret to success in T4T is not the lesson content. The content can be flexible. In fact, you are encouraged to adapt the lesson content to what is most effective in your environment. The more important factor is the “process” of T4T. The process focuses on developing “doers of the Word” who are faithful to witness and train others and who are growing into the kind of people that God uses. This process is built into the weekly meeting structure that ensures encouragement, accountability, and well-rounded life as a body.

Your Commitment

You are faced with an important decision. Here is what is involved in becoming an effective T4T trainer:

1. Commit yourself to the basic principles and tasks of T4T.
2. Complete the nine training sessions. Most of the online sessions will take about 30 –45 minutes to complete. Session Two will take you longer. Beginning with Session Three, you will also start training a group of trainees in weekly meetings that last about 1 ½ hours.
3. Pray diligently for yourself, your trainees, and the people to whom you will witness and train each week.
4. Faithfully do yourself what you are asking your trainees to do, especially witnessing to five people each week and training those who respond.
5. Hold your trainees accountable to be “doers of the Word” and to faithfully witness and train others each week.
6. Continue meeting with your trainees as a group until they are well established in training and multiplying groups/churches of their own. This could take a number of months.

Are you willing and able to make this kind of commitment? If so, you will benefit greatly from the information and assignments here in T4T Online. In addition, some Christians familiar with T4T will be available to provide help when you have special questions and concerns.

List of Documents to Translate

If you are training non-English speakers, you will need to translate the following documents into their language. As indicated, two of the documents are optional.

Session 3

- Lesson 1 – God’s Plan of Salvation
- Get Ready to Tell Your Story (optional)
- Tips for Writing and Telling Your Story (optional)

Session 4

- Lesson 2 – Understanding Prayer

Session 5

- Lesson 3 – Daily Time with God

Session 6

- Lesson 4 – The God Who Saved Us

Session 7

- Lesson 5 – Being and Doing Church


Session 8


- Lesson 6 – God’s Will for Your Life
- Gospel of Luke Reading Guide


Session 9

- Bible Study Guide

Session 1 Documents

 Text of Video: Vision Casting (Why T4T?)

 Text of Video: The Ying Kai Story

 Overview of T4T Training

Text of Video: Vision Casting (Why T4T?)

There's an old adage "If you keep doing what you have been doing, you will keep getting what you have been getting." How's your ministry going? Are satisfied with the way people are responding to the Gospel? If you're watching this video, chances are you sense that God may desire more for the people or community you're trying to reach.

Hello. My name is David Garrison and for the past 20 years I have studied how God is at work all around the world. I've carefully observed and written about what is known as Church Planting Movements, the rapid multiplication of disciple-making churches planting churches that sweeps through a people group or community, leaving in their wake hundreds of new churches and thousands of new disciples.

We've seen God at work in Asia, Africa, Europe, the Muslim world, and the Americas creating hundreds of thousands of new disciples of Jesus Christ. In the process, we've learned important lessons about how we can better align ourselves with the ways God is at work multiplying these new believers and churches.

Of all the many movements we have studied, one of them stands out, and has earned the title, "Best Practice." This is a surprisingly simple yet deeply profound and productive movement called T4T or Training for Trainers. And T4T is now being adapted and used by men and women who want to be on mission with God all over the world.

If you are not satisfied with what is currently happening within your community, then I would ask you to prayerfully consider whether God might use T4T, Training for Trainers, in your own ministry.

Text of Video: The Ying Kai Story

So what is T4T? Well, first we should point out that T4T is not a Western invention. T4T grew out of the ministry of a Chinese American missionary working in Asia named Ying Kai.

In the year 2000, Ying was pastoring a church in Asia when God began to burden his heart to see the countless millions of Chinese outside his church come to faith in Christ. In addition to pastoring, Ying had already been starting a new church every year for several years, but his restless heart knew that this was simply not enough to reach the millions of lost people living and dying all around him every day.

One day, as Ying was praying, the Holy Spirit seemed to say to him, “Ying, what is better than planting a church?” Ying could not imagine, until the Spirit seemed to whisper, “Training others to plant churches.” Ying was immediately encouraged, he knew he could train 10–20 new church planters each year, and each of them could start a new church. Before he finished his prayer, though, the Holy Spirit seemed to pose a second question, “Ying, what is better than training others to plant churches?” Ying was at a loss. What could be better? Then the Spirit replied, “Training others to train others to plant churches!” Ying left this time of prayer filled with a desire to obey the Spirit’s leading, and to begin what he called “Training for Trainers,” or T4T.

Ying began with about 30 men and women, laypersons in a local church, sharing with them what he thought was an ambitious vision to see 200 churches planted over the next 3 years.

As Ying attempted to teach them how to win lost persons to Christ and plant new churches, he kept hearing the same pattern of objections. Ying realized that these typical Christian men and women had four questions or challenges that kept them from being effective partners in winning the lost to Christ and planting new, reproducing churches.

As Ying began addressing these four questions, he watched as God began transforming these average Christian men and women into confident and competent partners in multiplying new believers and churches across the province.

In a moment we will look at those four questions, and the answers that Ying provided, but first let’s see what God did with Ying’s band of training trainers.

Within a few short weeks, Ying’s trainees had started 20 small groups that were already becoming new churches. Seven months later, Ying could count 327 small groups formed with 4,000 newly baptized believers. In only 7 months, God had already surpassed Ying’s vision of 200 churches in 3 yrs!

By the end of the first year, the movement counted 908 house churches with more than 12,000 newly baptized members. The following year saw 3,535 new churches formed with more than 50,000 baptisms.

You can imagine the skepticism that accompanied numbers like these. So, the next year a research assessment team investigated what was rapidly becoming the fastest

growing Church Planting Movement in the world. They discovered that, rather than exaggerating, Ying had actually been under-reporting his numbers by as much as 40%. Some churches reproduced 17 times in one and a half years!

By the end of that year, the movement had added another 104,000 baptisms and more than 9,000 new churches.

Despite persecution, disease epidemics, and many spiritual attacks, the movement has continued its remarkable growth. By 2008, researchers report nearly 2 million baptisms have taken place in less than a decade, and more than 80,000 new churches have been started.

This movement has not taken place in a vacuum. It is happening in a part of the world that has had more than a century of missionary activity, and yet this region of Asia has been more characterized by its unresponsiveness and hard soil than by its openness to the Gospel.

What changed? How did God turn this challenging field into one of the most fruitful on earth?


To understand how the Gospel spread so rapidly through this movement, we need to look more closely at the four questions.

Overview of T4T Training


See page 33 in Preface Documents.


Session 2 Documents

 List of Documents to Translate


 Assignment: Write Your Story

 Resource: Tips for Writing and Telling Your Story

 Text of Video: The Four Questions

 Worksheet: Lesson 1 – God's Plan of Salvation

 Text of Video: Questions Three and Four

 Assignment: Tell Your Story

List of Documents to Translate

See page 35 in Preface Documents

Assignment: Write Your Story

1. Take out a sheet of paper and write your story with three parts: 1) Your life before Jesus, 2) How you met Jesus, and 3) Your life since Jesus.
2. Try to remove or avoid religious vocabulary that your non-Christian friend might have trouble understanding.
3. Remember to keep your story short, no more than 1–2 minutes in length.
4. Now, practice three times, reading your story out loud. Then, close your eyes and recite your story from memory.
5. Ask three Christian friends to listen to your story. Invite them to give you feedback on how to improve. See if you can do it better each time.

If you are unsure how to write your story because you've been a Christian for a long time, be sure to read our answer to that question in the document "Tips for Writing and Telling Your Story."

Resource: Tips for Writing and Telling Your Story

Question: What do I say if I've been a believer for a long time?

Answer: Trainees who have been believers for a long time sometimes struggle to come up with a personal story of life change. "I was only seven years old! I don't even remember my life before Jesus," is a typical protest. Don't worry. The changes Jesus makes in our lives are not limited to our initial salvation experience. Consider how Christ might have helped you overcome loneliness, a bad temper, or lack of purpose.

Anticipate questions you are often asked by persons who need to hear your story, such as "What brings you to this country?" or "How do you like living in this city?" Either of these questions can lead to an opportunity to share your story, for example: "There was a time when I could not imagine leaving my home town, but then something happened that changed everything..." What was that? "I began praying for the world, and God began to impress on me how much He loves this country and its people. The next thing I knew, I felt that God was leading me and my family to come here and share His love with the people of this country." A simple story such as that can help you begin your conversation about Jesus and identify persons who are seeking a connection to God.

Question: How do I persuade people to listen to the gospel?

Answer: After someone has listened to your story of how Jesus has changed your life, they have yet to hear and respond to the Gospel. So this is the time to share it with them. In fact, Ying encouraged his trainees to go to Lesson One even if the person says "no" or "not yet" to your story. Ying modeled this passionate follow up to a personal telling of his own story. If someone says, "No, I don't think I want Jesus in my life," You can reply, "That's okay, let me just show you what I am studying." Then begin to walk them through "Lesson One: Assurance of Salvation." Sometimes, after they have actually heard what the Bible says about salvation, they will interrupt and say, "I do want that!"

Remember what Jesus taught us in the story of the lost sheep. The Good Shepherd left behind the 99 and went to find the one that was lost. When He found it, He did not say, "Hello little sheep, would you like to follow me back to the fold?" No! The Good Shepherd grabbed the little sheep and put it on His shoulder and carried it back to the sheepfold. We must be equally bold when we share our story and share the Gospel. Do not quickly take "no" for an answer.

Text of Video: The Four Questions

Four challenges, four questions stood between Ying's trainees and the great work that God desired to perform through them. These questions are fundamental to every Christian and to the beginning of every movement:

#1 What do I say?

#2 Who do I say it to?

#3 Why should I do this?

#4 What do I do if they say "yes"?

The first question Ying discovered among the Christian men and women he was training was simply, "What do I say?" What do I say to a lost person that might lead them to faith in Christ? Ying's answer: Tell them your story. Your story is unique. It consists of 3 parts: 1) Your life before Jesus, 2) how you met Jesus, and 3) your life since Jesus. Ying instructed his trainees to keep their story short (1-2 minutes), try to avoid religious vocabulary (lost don't understand it), and write their story out on a single sheet of paper. If you've been a Christian since childhood, you may want to adapt your story to a more recent experience of how Jesus brought wonderful change to your life.

The great thing about your story is that no one can refute it. It fits into your own culture perfectly, it doesn't require any props e.g. tracts or videos, and it can be started and stopped as circumstances demand, i.e. security concerns, etc.

After you've written down your story, you need to practice it. Stand up and read it out loud! Read it to the ceiling, then read it to the floor. Close your eyes and try to recite it out loud for memory. The room will be noisy.

Now, get into groups of three and practice telling your story. After each person finishes, the other two can help you improve by clarifying any confusing points and helping you remove any distracting habits. After you finish this exercise, we'll move on to the 2nd question.

Now Ying's trainees knew not only what to say, but they had practiced it enough to be confident that they could say it briefly, clearly and with conviction.

The second question Ying found among his trainees was, "Who do I tell my story to?" Though tempted to tell his trainees to tell everyone, Ying, instead, asked them a question: "What does the Bible say?" What does the Bible say about who you should tell your story to? Ying then led his trainees to selected stories throughout the Bible, stories of times when God saved one person and then used that person to win his family and friends.

Ying directed them to the story of Noah, where God saved not just Noah, but his whole family.

He showed them how God saved Lot from Sodom and Gomorrah and his family along with him.

They read the story of Rahab in Jericho and saw that her family was saved along with her.

They looked into the New Testament where the Philippian jailer was baptized along with his whole family. The same was true for Cornelius, the Gadarene demoniac, the Samaritan woman, and others.

Then Ying rephrased their question: "Who does God want you to tell your story to?" The answer: It is God's will for you to win your family and friends to Christ.

Immediately someone said, "Brother Ying, you don't know my Uncle Wong. He will kill me if I tell him my story."

Seeing how many of the men and women nodded in agreement, Ying realized that everyone has an "Uncle Wong" in their family, and unless he acted quickly, this fearful relative would prevent the trainees from telling anyone their story.

"Turn over the sheet of paper on which you wrote your story," Ying said. "And write down the names of everyone in your family or circle of relationships who needs to know Jesus." Ying waited as the trainees wrote down the names of 10, 20 and even 30 people who needed to know Jesus.

"Now, I want you to pray. Ask the Holy Spirit to show you which 5 persons He wants you to tell your story to this week. Circle the names of those five persons." Ying was doing something very significant. First, by having the trainees see that winning their family and friends was the biblical pattern, he was putting the responsibility on the trainees to obey the Bible rather than him. Second, by having them pray over their list and circle those names God placed on their hearts, he was putting the Holy Spirit in charge of directing their next steps rather than himself.

Now the trainees knew what to say, and who to say it to. Only two more questions separated them from the preparation they needed to launch a movement.

Worksheet: Lesson 1 – God’s Plan of Salvation

God created us because He wanted a special relationship with us. Every day He provides for us so many things that we take for granted, like the air we breathe, our daily food and drink, our loved ones, and much more. We take these things for granted because we don’t really know God. God is calling you right now to stop living in ignorance of Him, to come close to Him and know Him. Jesus has changed my life. Now you also can have a new relationship with God and receive all of the blessings He has for you. (Acts 17:28–29)

I. Here is how we can receive God’s gift of Life through Jesus.

A. What does sin do in our life?

(Isaiah 59:2)

B. People try many different ways to find God, yet they fail. Why?

(Ephesians 2:8–9)

C. How does God bring us into relationship with Himself?

(1 Peter 3:18)

II. The way of salvation is simple

A. Jesus’ saving work for us + trusting Him + turning from our ways to Him = salvation

Has God done His part (Jesus’ death and resurrection)?

____ Yes ____ No

Have you done what you need to do (believe and repent)?

____ Yes ____ No

If you have “believed,” then you are saved (Romans 10:9–10)!

B. What does Jesus promise to those who follow Him?

(John 10:28)

- C. Eternal life means more than just living forever with God. It also means that God's Spirit now lives within us, teaching us about Him and enabling us to live a life of holiness, love, peace and joy. Revelation 3:20; Galatians 5:22-23.
- D. The Prayer of salvation - There's nothing magical in the words to this prayer, but if you believe it in your heart, God will hear your prayer and welcome you into His family.

"Dear God, I know that I have sinned, and that my sin has separated me from You. I am truly sorry, and now I want to turn away from my way of life toward You. Please forgive me, and save me. I believe that Your Son, Jesus Christ, died for my sins, was raised from the dead, is alive today, and hears my prayer. Jesus, I invite you to become the Lord of my life from this day forward. Please send your Holy Spirit to help me do Your will for the rest of my life. In Jesus' name I pray, Amen."

III. Your response.

Do you know you have been saved? Yes No

Do you know you have received eternal life? Yes No

Conclusion: I have been saved I have not been saved I still don't know

IV. If anyone is in Christ, he is a _____, the old _____, the new has come. (2 Corinthians 5:17)

Here are some of the changes you can expect to experience in your new life.

inner peace

awareness of sin

awareness of God's love

ability to overcome sin

desire to read the Bible

concern for others

___feeling that my life is moving in the right direction

V. When you sin in the future, what should you do?

(1 John 1:9)

VI. Please joyfully fill in your spiritual “birth certificate.”

On ____ (year) ____ (month) ____ (day), I received Jesus into my heart to be my Savior and Lord. He forgave my sin, and gave me a completely new direction for my life. Now I have become a child of God and a new creation. I have begun a new life.

Signature:

VII. Memorize Bible verse.

“He who has the Son has life, he who does not have the Son, does not have life,”
1 John 5:12.

VIII. When you receive this great salvation, your life is full of joy and peace! The first thing that you should do is to share this good news with those you care most about. Ask God to show you five people with whom you can share all that you have learned today. Then train those five to share and train others. In the following weeks we can meet together to encourage one another as we share what Jesus has done in our lives.

Text of Video: Questions Three and Four

The third question is the human nature question. The 3rd question is: “What will enable me to be faithful to do this?” Sadly, many Christians learn to be “hearers of the word” but not “doers of the word.”

Jesus understood this challenge, and that’s why He instilled in his disciples a community with peer accountability. In Luke 10, after sending out the 72, Jesus called them back to report on what they had seen and done.

Ying did the same: “Next week, my friends, we will come back here, sit in a circle and each of us will report on how we obeyed the Holy Spirit and shared our story this week.”

Now we’ve answered three of the four questions. Before we hit number four, let’s review those three questions. Question 1: What do I say? The answer: Tell them your story. Question 2: “Who do I say it to?” The answer: “What does the Bible say? Win your family and friends!” Make a list of the five that God wants you to tell your story to this week. Question 3: “What makes you think I will do this?” The answer: “Peer accountability. We’re going to get back together next week and report to one another about those we shared our story with this week.”

One question remained. It was a question Ying could see in their eyes. What if I do tell my friend my story, and what if he says, “Yes. I would like to have Jesus in my life.” What do I do if they say “yes” to Jesus?

Ying said, “You need to be prepared for this. So let me teach you 6 simple lessons that you can use to lead someone to a new life in Jesus Christ, and set them on a lifelong path of growing in their relationship to God.”

Rather than learn all six lessons now, we will walk you through each of these lessons in the weeks ahead. In order to stay one step ahead of your trainees, though, go ahead and download Lesson One: God’s Plan of Salvation, and study through it in preparation for next week.

Assignment: Tell Your Story

Your final assignment for this week is to go tell your story to five persons, and then share God's plan of salvation with them using the "Lesson 1 - God's Plan of Salvation" worksheet.

So far you have simplified and practiced your story of your life before Jesus, how you met Jesus, and your life since Jesus. You have also prayerfully asked the Holy Spirit to show you which five persons from your list of family and friends that He wants you to tell your story to this week.

Now it's time to take a step of faith, trusting God to impact the lives of others through you (Romans 10:14-15, 17).

As you seek to carry out this assignment keep in mind the following recommendations:


1. **Pray** – Begin by asking God to create an opportunity for you to share with your five friends and family members this week. Start praying for them individually, that they will respond positively to the good news that God has for them.
2. **Believe** – Remember that Christ promises us that His Spirit is already at work even before we get there, so expect your friend or family member to be responsive to the story that you share (John 16:7-11).
3. **Ask** – Even if your friend or family member doesn't initially express an interest in having "Jesus in their life, too" ask them if you can share with them the lesson that you are currently working on. Then use this opportunity to go through "Lesson 1 - God's Plan of Salvation" with them. You just might find out that they are ready to respond once they've heard the message presented in a different way.


Session 3 Documents

 Resource: What to Include in Every Meeting

 Text of Video: The Weekly Meeting

 Trainer's Guide for Weekly Meeting #1

 Worksheet: Lesson 1 – God's Plan of Salvation

 Assignment: Tell Your Story

 Resource: Tips for Writing and Telling Your Story

Resource: What to Include in Every Meeting

Open with a brief prayer, asking for God's guidance and blessing on your time together.

FIRST THIRD (approximately half an hour)

- 10 minutes 1. **Pastoral care:** Take time to listen to what God is doing in the life of each trainee and in their family. Encourage and pray for one another.
- 5 minutes 2. **Worship:** Sing a song or two of praise and worship.
- 10 minutes 3. **Accountability:** Ask all trainees to report on the following: to whom they told their story this week and whom they have trained. Offer encouragement along with peer accountability. Here are some good accountability questions that you can ask:
- How did you obey last week's lesson?
 - With whom have you shared your story? With whom have you shared God's plan of salvation? Who has believed?
 - When are you training them to share their own story and to explain to others God's plan of salvation? Are you teaching them the lessons?
 - Are you training them to train others? (2 Timothy 2:2) Are they doing this? Are the people whom they are training training others?
- 5 minutes 4. **Great Commission Vision:** Give biblical reminders of our Great Commission task. (For some ideas about what to talk about see the downloadable document "Great Commission Vision Ideas".)

SECOND THIRD (approximately half an hour)

- 30 minutes 5. **New Lesson:** Teach the trainees enough biblical content to obey and pass on this week. Your first six foundational lessons are provided. After the first six weeks, the trainees will engage in a weekly Bible study based on the pattern set forth in 2 Timothy 3:16-17.

FINAL THIRD (approximately half an hour)

- 20 minutes 6. **Practice the Lesson:** Instruct your trainees to divide into 2's or 3's and practice teaching the lesson to each other.
- 10 minutes 7. **Set goals and pray:** Direct your trainees to again ask God to show them to whom they will tell their story this week and whom they will train. Ask them to write down those names and pray for the Holy Spirit to prepare the way and work in the hearts of those on their lists.

Important Hint: Do not allow any of the seven portions of the meeting to be omitted. Each portion reinforces the process of reproducing leaders and new believers. If you don't have time for an hour and a half, stay with the three-part balance regardless; do not omit portions of the training cycle even if you have to shorten the lesson time.

Text of Video: The Weekly Meeting

As you prepare for your first weekly meeting with those you will be training, you are in for an exciting adventure.

In his first meeting Ying found that of the 30 persons he trained, only 13 of them told anyone their story that week. But of those 13, one told 11 persons his story!

This is not unusual. Don't be surprised or discouraged if those you train prove to be hearers of the word rather than doers. Encourage them to do better next week. Chances are, they will do better, or they will be absent. That's all right, too. As your trainees increasingly sift out the hearers, they will leave you with a team of doers!

Of course it's also important for you to model for your trainees being a doer yourself. You don't have to be the greatest soul winner in the group, but you do have to faithfully share your story and train others to do the same.

The structure of the weekly meeting is an extremely important factor in the success of T4T. In fact, it is probably as important as answering the four questions, because it is the weekly structure that creates a new church and trains your trainers to raise up new believers, new leaders, and new churches themselves.

The weekly meeting is divided into three parts of equal length. If you have a 90 minute meeting, each of the 3 parts will be 30 minutes long. If you have a 60-minute meeting, the 3 parts will be 20 minutes each.

The first 1/3 of your weekly meeting consists of 4 activities:

- **Pastoral care.** If your trainees are having any impact, you can rest assured they will come under attack from Satan. So, ask the trainees to share any prayer requests and concerns that may have arisen over the week.
- **Worship.** Worship restores our spirit as we commune with God. Sing a song or two together of praise to God.
- **Cast a vision.** In this first meeting tell your trainees the Ying Kai story. Subsequent meetings will focus on the reality of lostness and the urgency of the Great Commission.
- **Hold one another accountable.** In subsequent meetings each trainee will report on who they told their story to this week and who they trained.

The second 1/3 of your weekly meeting has only one part –**teaching a new lesson.** During this first session with your trainees, you will do a little more than usual, since you will be walking them through the four questions (and hearing their answers) as well as teaching them Lesson One: God's Plan of Salvation.

Lesson One: "God's Plan of Salvation" is designed to assure that when you do share your story with someone who is ready to invite Jesus into his or her life, the trainee will know how to lead that person to faith. That way, if the trainee never again sees this new brother or sister in Christ, he or she can be assured of seeing them in heaven.

The final 1/3 has two activities: First, **practice the lesson**, and second, **set prayerful goals for the week ahead**.

If your trainees are to be effective, they must practice. Have them form groups of three, and practice teaching the lesson you've just taught them. Ask the other two persons in the group to help the new 'trainer' to become more effective. This week, your trainees will practice their personal story (life before Jesus, how I met Jesus, life since, etc.) as well as Lesson One: God's Plan of Salvation.

After they have practiced their story and lesson, have them set goals for who they will tell their story to this week. Close in prayer for one another for the week ahead.

Trainer's Guide for Weekly Meeting #1

Desired Results for Weekly Meeting #1

1. Your trainees are exposed to the normal weekly meeting pattern (see document "What to Include in Every Meeting")
2. Your trainees know the "four questions."
3. Your trainees have written their own story: their life before Jesus, how they met Jesus, and their life since meeting Jesus. Their story is 1–2 minutes long, is easy for a non-believer to relate to, and avoids religious language that a non-believer cannot understand.
4. Your trainees have made a list of their relatives and friends who need to know Jesus. They have circled the names of five of them with whom they will share their story this week.
5. Your trainees know how to share Lesson One, God's Plan of Salvation, with the people who listen to their story.
6. Your trainees understand the need to be "doers of the Word" rather than just "hearers of the Word" and the corresponding need to hold each other accountable.

Reminder

It is important to realize that T4T is not about teaching lessons; it is about training and multiplying trainers (2 Timothy 2:2). For that reason it is crucial that each week you encourage your trainees and hold them accountable to witness to five persons each week and to train those who respond the same way you have trained them. You must lead by example and faithfully do what you are asking them to do!

Materials needed:

- A copy of this Trainer's Guide
- A sheet of paper for each trainee
- A pencil or pen for each trainee
- A copy of "Lesson One – God's Plan of Salvation" for each trainee
- Enough extra copies of Lessons #1 for the trainees to use with the people they will train.
- A Bible for each trainee, including both Old and New Testaments (or request them to bring their own)

Total Time for the this meeting = 2 hours

How to Lead Your First Weekly Meeting

This week will be a little different because there are several lessons you will teach rather than just one. Your trainees will also practice more than one thing. Because of that, your meeting this week with your group will be longer than normal. You will spend more time than usual on teaching and practicing the lessons. You will have less

time for the other parts of the meeting. Future weekly meetings will more closely follow the pattern described in “What to Include in Every Meeting.”

5 minutes **Introduction** – Explain to your group the purpose for this training and why it is important. Explain your expectations for those who are taking the training.

5 minutes **Worship** – Begin with a song or two of worship and praise, followed by prayer.

10 minutes **Great Commission Vision** – Tell the story of Ying Kai (see “Video Script 1–1 b: The Ying Kai Story and T4T”). Challenge your trainees to aim for more than they are currently seeing in their ministry.

5 minutes **Introduce the Four Questions and Explain Question One**

Referring to the Ying Kai story, explain to your trainees the four questions that prevent Christians from being effective servants of God’s Great Commission. Following is an example of how you can share this lesson:

As Ying discovered, there are four challenges, four questions, that stand between most believers and the great work that God desires to perform through them. These questions are fundamental to every Christian and to the beginning of every movement:

#1: What do I say?

#2: To whom do I say it?

#3: What will enable me to be faithful to do this?

#4: What do I do if they say “yes” to Jesus?

The first question, just as Ying discovered among the Christian men and women he was training, is simply, “What do I say?” What do I say to a lost person that might lead them to faith in Christ? The answer: Tell them your story. Your story is unique, it consists of 3 parts: 1) Your life before Jesus, 2) how you met Jesus, and 3) your life since meeting Jesus. Ying instructed his trainees to keep their story short (1–2 minutes). Try to avoid religious vocabulary (non-believers don’t understand it), and write your story on a single sheet of paper. If you’ve been a Christian since childhood, you may want to adapt your story to a more recent experience of how Jesus brought wonderful change to your life.

The great thing about your story is that no one can refute it. It fits into your culture perfectly, it doesn’t require any special materials, such as tracts or videos, and it can be started and stopped as circumstances demand.

Ask them if they have any questions.

30 minutes Ask the trainees to write and practice their story

Tell your own story to the trainees. Keep it brief, no more than 1–2 minutes.

10 minutes: Next, give a sheet of paper and pencil to each trainee. Request them to write down their story: 1) Their life before Jesus, 2) how they met Jesus, and 3) their life since meeting Jesus. Remind them to keep it short – between 1 and 2 minutes in length – and to use language that non-believers can easily understand.

Trainees who received Christ when they were very young or grew up in a Christian home may find it difficult to write about their life before Christ and how they met Christ. Instead, have them write how Christ has changed their life more recently. For example, they could write about a struggle they have had and how Christ enabled them to overcome it, or how Christ has become more real to them.

5 minutes: After they have written down their story, ask them to practice it. Tell them to stand up and read it out loud! Read it to the ceiling, and then read it to the floor. Tell them to try to recite it out loud from memory. The room will be noisy.

15 minutes: Now, instruct the trainees to get into groups of two or three and ask them tell their story to each other from memory. After each person finishes, the others can help them improve by suggesting how to make it more interesting or relevant, by pointing out any confusing points or religious language, and by helping them remove any distracting habits (like nervous hand gestures or speaking with an unnatural voice).

10 minutes Explain Question Two

Tell your trainees: **The second question is, “To whom do I tell my story?” Although God does want us to tell everyone, there is a special group of people with whom God especially wants us to share our story. Who do you think that is?**

What does the Bible say? To whom does the Bible say you should tell your story?

Next, share with your trainees selected stories from the Bible about the times when God saved one person and then used that person to win his family and friends. Here are some Biblical stories that you can use (you do not have to use them all):

- Genesis 6:17–18 – God saved not just Noah but his whole family.
- Genesis 19: 12–16 – God saved Lot and his family along with him.
- Joshua 6:17–25 – Rahab in Jericho, along with her family.
- Mark 5 – the Gadarene demoniac (especially verses 18–20)
- John 4:7–42 – the Samaritan woman (especially verse 39)
- Acts 2:38–39 – the promise is for them and their children.

- Acts 10 – Cornelius along with his family and friends (see verse 24). See Peter’s report of the event in Acts 11, especially verse 14.
- Act 16:14–15 – Lydia and her household
- Acts 16:27–34 – Philippian jailer and his whole family.
- Acts 18: 8 – Crispus and his household.

Conclude by asking your trainees: **To whom does God want you to tell your story? The answer: It is God’s will for you to win your family and friends to Christ. The most effective evangelism comes from someone who knows you and loves you.**

10 minutes **Ask the trainees to make a list of those to whom God wants them to tell their story.**

Instruct them to turn over the sheet of paper on which they wrote their story. Ask them to write down the names of everyone in their family or circle of relationships who needs to know Jesus. Wait while they write down the names of at least 20 or even 30 people who need to know Jesus.

Next, instruct them to pray, asking the Holy Spirit to show them which 5 persons He wants them to tell their story to this week. Have them circle the names of those five persons.

There is a reason why you should instruct your trainees this way. First, by having the trainees see that winning their family and friends is the biblical pattern, you are putting the responsibility on the trainees to obey the Bible rather than you. Second, by having them pray over their list and circle those names God has placed on their hearts, you are putting the Holy Spirit rather than yourself in charge of directing their next steps.

Now the trainees know what to say, and to whom to say it. Only two more questions separate them from the preparation they need to help launch a movement.

5 minutes **Explain Question Three**

Tell your trainees: **The third question arises because of our weak human nature. It is: “What will enable me to be faithful to do this?” Sadly, many Christians learn to be “hearers of the Word” but not “doers of the Word.” (James 1:22)**

Jesus understood this challenge, and that’s why He created for His disciples a community with peer accountability. In Luke 10:1 and Mark 6:7 we see that Jesus sent His disciples out in pairs. As you share your story with friends and relatives, you may sometimes want to have someone with you who can be a support.

In Luke 9:10 and Mark 6:30 we also see that, after sending out His disciples, Jesus called them back to report on what they had done.

We will do the same: Next week we will come back here, sit in a circle, and each of us will report on how we obeyed the Holy Spirit and shared our story this week.

Now we've answered three of the four questions. Before we address number four, let us review those three questions. Question 1: "What do I say?" The answer: Tell them your story.

Question 2: "To whom do I say it?" The answer: What does the Bible say? Win your family and friends. Question 3: "What will enable me to be faithful to do this?" The answer: Peer accountability. We're going to get back together next week and report to one another about those with whom we shared our story this week.

5 minutes Explain Question Four

Say to your trainees: One question remains. What if you do tell your friend your story, and what if he says, "Yes, I would like to have Jesus in my life." What do you do if they say "yes" to Jesus?

We need to be prepared for this. So we will learn six simple lessons that we can use to lead someone to a new life in Jesus Christ, and set them on a lifelong path of growing in their relationship to God.

Rather than learn all six lessons now, we will go over each of these lessons in the weeks ahead. However, just in case someone you share your story with this week responds, we will go ahead and learn the first lesson – God's plan of salvation.

Note to trainer: As the trainer for this group, this manual will provide guidance each week on how to teach the six lessons to your trainees.

15 minutes Teach Lesson One – God's Plan of Salvation

Tell your trainees: After someone has listened to your story of how Jesus has changed your life, they still need to hear and respond to the Gospel. So this is the time to share it with them. In fact, I encourage you to share with them Lesson One even if the person says "no" or "not yet" to your story. If someone says, "No, I don't think I want this in my life," say to them, "That's okay, let me just show you what I am studying in the Bible this week." Then begin to walk them through "Lesson One: Assurance of Salvation". Sometimes, after they have actually heard what the Bible says about salvation, they will stop you and say, "I do want that!"

Remember what Jesus taught us in the story of the lost sheep in Luke 15:3-7. The Good Shepherd left behind the 99 and went to find the one that was lost. When He found it, He did not say, "Hello little sheep, would you like to follow me back to the fold?" No! The Good Shepherd grabbed the little sheep and put it on His shoulder and carried it back to the sheepfold. We must be equally bold when we

share our story and share the Gospel. Do not quickly take no for an answer.

Next, teach your trainees how to use the worksheet “Lesson One – God’s Plan of Salvation.” Give each trainee a copy. Read each statement to them, ask them to look up the verses and then answer the questions. Keep it simple.

Note to trainer: If you are familiar with another method of sharing God’s plan of salvation that is more effective in your circumstances than the “Lesson One – God’s Plan of Salvation” worksheet, use that instead.

15 minutes **Ask the trainees to practice Lesson One – God’s Plan of Salvation**

Instruct your trainees to break into groups of two and practice taking each other through the lesson on God’s Plan of Salvation. They should present it to each other just as you presented it to them.

Give each trainee enough copies of this lesson to use with the people they will share God’s plan of salvation with this week.

5 minutes **Close in prayer**

Pray for the trainees and those to whom they will tell their story this week. Ask God to prepare the hearts of your friends and family to hear your story and to respond positively to it. Ask God to give you opportunities to share your story with them this week.

Worksheet: Lesson 1 – God’s Plan of Salvation

See page 53 in Session 2 Documents.


Assignment: Tell Your Story


See page 61 in Session 2 Documents.

Resource: Tips for Writing and Telling Your Story

See page 51 in Session 2 Documents.

Session 4 Documents

 Worksheet: Lesson 2 – Understanding Prayer

 Text of Video: Prayer – Talking with God

 Trainer's Guide for Weekly Meeting #2

Worksheet: Lesson Two – Understanding Prayer

Praying is “talking” with God. When you pray you should be truthful and earnest, as Jesus was when He “talked” with God and as He taught His disciples.

I. Why do we need to pray?

A. This is God’s command:

“You should _____ pray.” (Luke 18:1)

“And pray in the Spirit, _____.” (Ephesians 6:18)

B. This is your need:

1. You can:

(I Peter 5:7)

2. Seek God’s leading:

“If you call upon Me, I will show you great and mighty things which you do not know.” (Jeremiah 33:3)

(c) Receive mercy and find grace in your time of need:

(Hebrews 4:16)

C. What things do you need to pray for?

“Do not be anxious about anything, but in _____ by prayer and petition, with thanksgiving, present your _____ to God. And the peace of God, which transcends all understanding, will guard your hearts and your minds in Christ Jesus.” (Philippians 4:6–7)

II. The content of prayer

Please draw a line between the verse and the correct description of prayer.

| Content: | Verse: |
|--|---------------------|
| Praise: praise God for who He is | 1 John 1:9 |
| Thanksgiving: thank God for his grace | Philippians 4:6–7 |
| Request: ask God to meet your own needs | Psalms 135:3 |
| Intercession: ask God to meet the needs of others | 1Thessalonians 5:18 |
| Confession: ask God to forgive your sins | 1 Timothy 2:1 |

III. Three answers to prayer

- A. Yes (green light), God grants your request.
- B. No (red light), God does not grant your request. Trust that God knows what is best for you and says “no” because He loves you.
- C. Wait (yellow light), God may not immediately respond. You must be patient.

IV. Attitudes that are important in prayer

| <u>Attitude:</u> | <u>Verse:</u> |
|---|--|
| 1. Faith | But when he asks, he must believe and not doubt... “ (James 1:6) |
| 1. Repentance for sins | “If I cherish sin in my heart, the Lord would not have listened.” (Psalms 66:18) |
| 1. Correct motives | “...You do not have, because you do not ask God. When you ask, you do not receive, because you ask with the wrong motives....” (James 4:2–3) |
| 1. Desire for God’s will, not our will, to be done. | “This is the confidence we have in approaching God: that if we ask anything according to his will, he hears us.” (1 John 5:14) (see also Luke 22:42) |
| 1. Persistence | “.....they should always pray and not give up.” (Luke 18:1–7, Luke 11:5–10) |

V. Hints for Effective Prayer:

- A. We pray “in Jesus’ name” (John 14:13), because only through Jesus can a person come before God (John 14:6).

- B. We pray in great reverence, aware of the awesome God in whose presence we stand. Our words are addressed to Him, not to those around us.

- C. We often end our prayers with “amen”, which expresses strong agreement or affirmation.

- D. Prayer has many parts: praise, thanksgiving, requests, intercession, confession.

- E. We pray in normal, understandable language.

- F. We can pray at any time of the day and at any place.

Text of Video: Prayer – Talking with God

As you prepare for Lesson Two, be sure to follow the three-part meeting format that we introduced last week. As this weekly pattern becomes established it will lay the groundwork for what will become a new church. Let's review it briefly now. The first 1/3 has 4 activities:

- Pastoral care –listen to your trainees' needs and concerns, and pray for one another.
- Worship –sing songs of praise to the Lord.
- Accountability –ask them how they did this week in telling their story and training others, either through teaching Lesson One or training other Christians to tell their story. Cast a vision for the lost who have yet to hear.

In the second 1/3, teach them Lesson Two: "Prayer: Talking with God." As Christians, we often take for granted the intimate relationship we have with God. For a new believer, though, it is a radical life change. For this reason, new believers may not grasp the full extent of this blessing of being able to talk openly and freely with God anytime, anywhere. If T4T is to be effective, it must be bathed in prayer. Ying spends 2 hours each day in prayer.

In the final 1/3, ask your trainees to break into groups of three and teach one another the lesson they have just learned. Then have your trainees set goals concerning to whom they will tell their story, whom they will train in Lesson Two, and which new Christians they will train to tell their story to five additional people.

Trainer's Guide for Weekly Meeting #2

Desired Results for Weekly Meeting #2

1. The trainees are exposed to the full scope of the normal weekly meeting pattern (see document "What to Include in Every Meeting")
2. The trainees understand why prayer should be an important part of their lives, along with the various aspects of prayer, the three ways God answers prayer, and how we should pray.
3. The trainees know how to share "Lesson Two - Prayer: Talking with God", with the people they are training.
4. The trainees have selected five friends or relatives with whom they will share their story this week and have identified those whom they will train.

Materials needed

- A copy of this Trainer's Guide
- A pencil or pen for each trainee
- A copy of "Lesson 2 - Prayer, Talking with God" for each trainee
- Enough extra copies of Lessons #1 and #2 for the trainees to use with the people they will train.
- A Bible for each trainee, including both Old and New Testament (or have them bring their own)

Total Time for this meeting = 90 minutes

How to Lead this Weekly Meeting

Open with a brief prayer, asking for God's guidance and blessing on your time together.

FIRST THIRD (approximately half an hour)

10 minutes **Pastoral care** - Take time to listen to what God is doing in the life of each trainee and in their families. Encourage and pray for one another.

5 minutes **Worship** - Sing a song or two of praise and worship.

10 minutes **Accountability** - Ask all trainees to report on the following: to whom they told their story this week and whom they have trained. Offer encouragement along with peer accountability. Here are some good accountability questions that you can ask:

- How did you obey last week's lesson?
- With whom have you shared your story? With whom have you shared God's plan of salvation? Who has believed?

- When are you training them to share their own story and to explain to others God's plan of salvation? Are you teaching them lessons #1, 2 and 3?
- Are you training them to train others? (2 Timothy 2:2) Are they doing this? Are the people whom they are training training others?

5 minutes **Great Commission Vision**

Read John 14: 12, 16-17 and 16:7-8.

Tell your trainees: **There is a good reason why we can be bold when we go to witness to people about Christ. We can go knowing that we are not alone, that God's Spirit is with us, giving us a power that is not our own.**

We can also go knowing that the Holy Spirit is already at work all around us preparing people, convicting their hearts. God has already prepared these people and they will quickly respond to the Gospel message that you will bring to them. The Bible calls these people "the elect" (Matthew 22:14, John 13:18, Ephesians 1:4-5), the "worthy" and "people of peace" (Matthew 10:11-13, Luke 10:6).

Because of the Spirit's work, we know that these people are already out there, scattered throughout our society. The only way to find them is to share with everyone. As we do this, those whom God has prepared will respond.

What about those who do not respond quickly? Hopefully, we can find ways to expose them to the Gospel over time so that some will eventually respond. However, we cannot afford to become so focused on them that we have little time left to look for the harvest that God has already prepared. Our tendency is to find a small number of people with whom to develop relationships for "sowing" and to spend all of our time with them. In the meantime, those whom God has already prepared languish on the vine!

Contrast that to the point that Jesus makes to His disciples in John 4:35-36 (read this passage). The disciples were still in "sowing" mode, believing that people were not yet ready. He told them, "Look! The harvest is already here! Start reaping!"

SECOND THIRD (approximately half an hour)

30 minutes **New Lesson** - This week's lesson is on "Prayer, Talking with God".

Tell your trainees: **As believers, we often take for granted the intimate relationship we have with God. For a new believer, though, it is a radical life change. For this reason, he or she may not grasp the full extent of this blessing of being able to talk openly and freely with God anytime, anywhere. If we desire that new believers will continue**

to grow spiritually and be fruitful for God's Kingdom, then their lives must be filled with prayer.

Next, teach them how to use the worksheet "Lesson Two - Prayer, Talking with God". Give each trainee a copy. Read each statement to them, have them look up the verses, and then have them answer the questions. Keep it simple. Teach this lesson to them in such a way that they can turn around and teach someone else in the same way you taught them.


Ask them if they have any questions.


FINAL THIRD (approximately half an hour)

20 minutes **Practice the Lesson** - Instruct your trainees to divide into 2's or 3's and practice teaching the lesson to each other.

10 minutes **Set goals and pray** - Again invite your trainees to ask God to show them to whom they should tell their story this week and whom they should train. Ask them to write down the names and pray for the Holy Spirit to prepare the way and work in the hearts of those on their lists.

Session 5 Documents

 Worksheet: Lesson 3 – Daily Time With God ..page

 Text of Video: Daily Time with Godpage

 Trainer's Guide for Weekly Meeting #3page

Worksheet: Lesson 3 – Daily Time with God

To really know a person you need to spend time with them. In the same way, if you want to have a close relationship with God, you need a “daily time with God.”

I. Why do we spend time with God?

- To worship God
- To open our lives to God
- To let God speak to us

II. What do we do in our time with God?

- We talk to God through prayer
- We listen to God speak to us through reading the Bible

III. How does God speak to us through the Bible?

- A. “All _____ is God-breathed and is useful for _____, _____, _____ and training in _____, so that the man of God may be thoroughly equipped for every _____ work” (2 Timothy 3:16–17).
- B. You can apply 2 Timothy 3:16–17, each time you read a passage from the Bible. Ask God’s Spirit to:
1. **Teach** you – Ask God to show you the main lesson or truths that He wants you to understand and believe.
 2. **Rebuke** you – Ask God to correct any false or sinful beliefs, deeds, attitudes and values in your life.
 3. **Correct** you – Ask **God** to show you what you need to add to your life or remove from your life to be right with Him (beliefs, deeds, attitudes, and values).
 4. **Train you in righteousness** – Ask God to show you what Bible verse or spiritual truth He wants you to apply to your life this week so that you develop a Godly character and habits.

IV. What attitude should we have in our time with God?

(Psalms 42:1-2)

(Psalms 119:147-148)

V. Examples from the Bible

How did these characters from the Bible spend time with God?

| Verse: | Character: | Time: | Place | Activity: |
|---------------|-------------------|--------------|--------------|------------------|
| Genesis 19:27 | Abraham | morning | | met God |
| Psalms 5:3 | | | | |
| Daniel 6:10 | | | | |
| Mark 1:35 | | | | |

From the examples above, what applications to your life can you make regarding spending time with God?

VI. Tools for your daily time with God

Bible: Choose a Bible translation that you can understand. You'll want to start your reading in the New Testament. Begin with Luke's Gospel, followed by his Book of Acts.

Notebook: During your time with God, write down what you sense God is saying to you from the Bible.

Place: Choose a place where you can meet with God daily without being disturbed.

Time: Choose a daily time when you can consistently meet with God.

Plan: Take your Bible, notebook and pen with you each day. Talk to God openly and honestly through prayer. Listen to God as He teaches you, rebukes you, corrects you, and trains you in righteousness (in correct living).

VII. Beginning Your Time with God

- A. Begin with a prayer of praise and thanksgiving for God's goodness. "Enter His gates with thanksgiving and His courts with praise" (Psalm 100:4).
- B. Confess any sins that may be hindering your relationship with God. "If we _____ our sins, He is faithful and just to _____ us our sins and _____ us from all unrighteousness" (1 John 1:9).
- C. Ask God to open your eyes to see what He has to teach you from the Bible. "Open my _____ that I may see wonderful things in your law" (Psalms 119:18).
- D. Now use the pattern you learned in 2 Timothy 3:16-17 as you read a passage from the Bible, asking God to:
1. **Teach** you – show you the most important lesson He has for you.
 2. **Rebuke** you – **show** you any immoralities or false teachings.
 3. **Correct** you – show you what He wants to add to or remove from your life.
 4. **Train you in righteousness** – **show** you what Bible verse or spiritual truth He wants you to apply to your life this week.
- E. The Bible promises that if you do this, you will be "thoroughly equipped for every good work" (2 Timothy 3:16-17).

VIII. Persevere in your daily time with God.

Are you willing to commit to a daily time with God? ___Yes ___No

Date:

Time:

Place:

Plan:

Signature

Text of Video: Daily Time with God

Once again you will follow the 3-part format that carries the trainees through the weekly meetings: Pastoral care, worship, accountability, vision casting, learning a new lesson, practicing that lesson, and prayerful goal setting. Much emphasis has been placed on the 3-part weekly format for two reasons. First, this is a process that can mold your trainees, and each group that they raise up and train, into new churches. Second, the process is a pattern that will produce new believers and develop new leaders in the generations ahead. Let's look at what happens when we get in a hurry and decide to leave out some parts of the weekly process.

Which parts of the weekly meeting do you think are most likely to produce new believers and new trainers? That's right, it's accountability, vision-casting, practicing the lesson, and setting prayerful goals.

Sadly, though, when we are in a hurry, the easiest parts of the weekly meeting to omit are those same parts: accountability, vision-casting, practicing the new lesson, and setting prayerful goals for the week ahead.

What happens to your group when you omit these important elements from the weekly meeting? You're left with Pastoral care, worship, and a new lesson. In other words, you're left with a traditional Bible study group, which is not as effective at developing new believers, new disciples or new churches. So follow closely the weekly pattern. You won't be sorry you did.

Now, let's look at this week's lesson. Lesson Three is "Daily Time with God." Your goal here is that new believers adopt a daily pattern of time with God that will grow them in their faith, even if they never see you again. One of the most important elements in this week's lesson is teaching new believers how to use the pattern found in 2 Tim 3:16-17 to feed and correct themselves from the Bible. In 2 Timothy 3:16-17, Paul tells us that all Scripture is God-breathed and useful for doing four things: 1) for teaching, 2) for rebuking heresy and immorality, 3) for correcting us, and 4) for training us in righteousness. Paul promises that if we let God's word do this in our lives, we will be "thoroughly equipped for every good work."

After you teach the lesson, ask the trainees to practice by reading a brief passage from the Bible -Galatians 5:13-25 - and apply Paul's pattern. What is God teaching us in this passage? What false ideas or practices is He rebuking? What would He have us correct in our lives as a result of this passage? And for training in righteousness, what truth or insight from this passage would God have us apply to our lives this week?

Trainer's Guide for Weekly Meeting #3

Desired Results for Weekly Meeting #3

1. The trainees are committed to a daily time with God built around prayer and Bible study.
2. The trainees are able to apply in their own lives the 2 Timothy 3:16–17 pattern of discovery Bible study.
3. The trainees know how to share “Lesson Three – Daily Time with God” with the people they are training.
4. The trainees are being encouraged and held accountable to share their story with five people each week and to train those who respond.

Materials needed

- A copy of this Trainer's Guide
- A pencil or pen for each trainee
- A copy of “Lesson 3 – Daily Time with God” for each trainee
- Enough extra copies of Lessons #1, 2 and 3 for the trainees to use with the people they will train.
- A Bible for each trainee, including both Old and New Testament (or have them bring their own)

Total Time for this meeting = 90 minutes

How to Lead this Weekly Meeting

Open with a brief prayer, asking for God's guidance and blessing on your time together.

FIRST THIRD (approximately half an hour)

10 minutes **Pastoral care** – Take time to listen to what God is doing in the life of each trainee and in their families. Encourage and pray for one another.

5 minutes **Worship** – Sing a song or two of praise and worship.

10 minutes **Accountability** – Ask all trainees to report on the following: to whom they told their story this week and whom they have trained. Offer encouragement along with peer accountability. Here are some good accountability questions that you can ask:

- How did you obey last week's lesson?
- With whom have you shared your story? With whom have you shared God's plan of salvation? Who has believed?

- When are you training them to share their own story and to explain to others God's plan of salvation? Are you teaching them lessons #1, 2 and 3?
- Are you training them to train others? (2 Timothy 2:2) Are they doing this? Are the people whom they are training training others?

5 minutes **Great Commission Vision**

Read John 15:7-8 and 16.

Share the following with your trainees: **Why is it that many Christians are not joyful? One major reason for that is they are bearing little fruit, they are not sharing the Gospel. We read in John 15:8 that it is God's will that we "bear much fruit" - "By this my Father is glorified, that you bear much fruit and so prove to be my disciples." When we fail to bear fruit and bring glory to God, we know it deep inside and that prevents us from experiencing true joy.**

Let us read Luke 15:7 and 10. According to these verses, what is it that creates great joy in heaven? (Answer: when a sinner repents). What is true of heaven is also true of us.

So, it is a JOY when we witness and see people come to Christ.

But, there is a way we can bear even more fruit and experience even GREATER JOY. Do you know what that is? (Pause for them to answer.) It is when we gather those we lead to Christ into a small group and train them.

But there is way we can bear even more fruit than that and experience the GREATEST JOY OF ALL. Do you know what that is? (Pause for them to answer.) It is when the ones we have trained not only witness but then train others who will train others. This is the same thing Paul commanded Timothy in 2 Tim. 2:2: "The things which you have heard from me in the presence of many witnesses, entrust these to faithful men who will be able to teach others also."

Do you want to be joyful? Then commit to witness and train trainers.

SECOND THIRD (approximately half an hour)

30 minutes **New Lesson** - Your lesson this week is on "Daily Time with God".

Say to the trainees: **Now let's look at this weeks' lesson. Lesson Three is "Daily Time with God." Each of us needs to develop a daily pattern of time with God that will enable us to grow spiritually. One of the most important elements in this week's lesson is how to use the pattern found in 2 Tim 3:16-17 to feed and correct ourselves from the Bible. In 2 Timothy 3:16-17, Paul tells us that all Scripture is God-breathed and useful for doing four things: 1) for teaching, 2) for rebuking heresy & immorality, 3) for correcting us, and 4) for**

training us in righteousness. Paul promises that if we let God's word do this in our lives, we will be "thoroughly equipped for every good work."

Next, teach them how to use the worksheet "Lesson Three - Daily Time with God". Give each trainee a copy. Read each statement to them, have them look up the verses, and then have them answer the questions. Keep it simple. Teach this lesson to them in such a way that they can turn around and teach someone else in the same way you taught them.


Ask them if they have any questions.

FINAL THIRD (approximately half an hour)

20 minutes **Practice the Lesson** - Instruct your trainees to divide into 2's or 3's and practice teaching the lesson to each other.

10 minutes **Set goals and pray** - Again invite your trainees to ask God to show them to whom they should tell their story this week and whom they should train. Ask them to write down the names and pray for the Holy Spirit to prepare the way and work in the hearts of those on their lists.

Session 6 Documents

 Worksheet: Lesson 4 – The God Who Saves Us

 Text of Video: The God Who Saved Us

 Trainer's Guide for Weekly Meeting #4

Worksheet: Lesson 4 – The God Who Saved Us

I. The Trinity

The Bible teaches that there is only one true God (Deut. 6:4). The Bible also teaches that although God exists as a single Being, He is comprised of three Persons, the Father, the Son and the Holy Spirit, who are equal in every way, yet distinct in their tasks and relations to humanity.

What do you learn about God the Father and the Son of God, Jesus Christ, in these passages?

John 1:1–14

John 6:38–40

Col. 1:12–20

What do you learn about the Holy Spirit in John 14:16–17 and 26? What do you learn about what He does and about His relationship to the Father and the Son?

The Bible teaches that God loves, protects, provides for, and disciplines us.

II. God's Love

“The Lord appeared to them from afar saying, ‘I have _____ you with an everlasting love,’ therefore I have drawn you with loving kindness.” (Jeremiah 31:3)

A. Based on what reason did God save you?

___because you are so bad? ___because you first loved him?

___because you have bad luck? ___because _____

“But because of _____, God, who is rich in mercy, made us alive with Christ even _____.” (Ephesians 2:4–5).

B. How does God reveal his love to you? Please write an example below.

1. Your personal example:

2. (I John 3:1)

C. In Luke 15:11–14, Jesus talks about how the father loves the son. How would you describe the similarity between a father and God?

III. God’s Protection

“But the Lord is faithful, and he will _____ you from the evil one.” (II Thessalonians 3:3).

A. In Psalms 34:7, what does God promise?

Israel (II Kings 6:15–18) chariots of fire

The three friends (Daniel 3)

B. How does God protect you when you face temptation?

(I Corinthians 10:13)

IV. God’s Provision

“And my God will meet all your needs according to his glorious riches in Christ Jesus.” (Philippians 4:19)

A. Why are God’s children not to worry? (Matthew 6:31–32)

- B. What gift has God given his children to demonstrate he will meet our needs?
(Romans 8:32)

V. God's Discipline

“because the Lord _____ those he loves, and he punishes everyone he accepts as a son.” (Hebrews 12:6–7)

- A. What does God expect for his children? (Ephesians 4:13)

- B. How does God discipline his children?

1. friend: (Proverbs 27:17)

2. Bible: (II Timothy 3:16)

3. Trials: (James 1:2–4)

- C. Which aspect of God's fatherhood is most meaningful to you?

___love and kindness

___provision for your needs

___discipline

___protection

Text of Video: The God Who Saved Us

Again, follow the 3-part weekly pattern. As you ask your pastoral care questions, remind your trainees that Satan will use whatever he can to stop them from obeying Christ and bearing fruit. Teach them the power of thanking God for everything that comes their way. God promises to use it for good to those that love Him and are called according to His purpose. This requires faith, because you are thanking God in advance even when His promise is not immediately apparent.

If there is something or someone that you cannot thank God for, Satan will use this very thing to create bitterness or resentment in your life and drive you out of your service to God. So be thankful in all things!

This week you will teach Lesson Four, “The God Who Saved Us.” The truth is, God is far more vast and wonderful than anyone could ever capture in a single lesson. The lesson we’ve prepared covers the basic doctrine of the Trinity, but keeps the emphasis on personal relationship with God rather than doctrine or theology. It is important that you feel free to adapt this lesson to the distinct worldview of the people you are trying to reach. If they are polytheistic, for example, you might emphasize the oneness of God. If they are radical monotheists, you may need to speak more to Christ’s divinity or the role of the Holy Spirit.

Trainer's Guide for Weekly Meeting #4

Desired Results for Weekly Meeting #4

1. The trainees understand that God is a Trinity and that He loves them, protects them, provides for them, and will discipline them.
2. The trainees are equipped to teach "Lesson 4 -The God Who Saved Us" to those they are training.
3. The trainees are being held accountable to continue to share their stories with friends and relatives and to train those who respond.

Reminder

Do not allow any of the seven portions of the meeting to be omitted. Each portion reinforces the process of reproducing leaders and new believers. If you don't have time for an hour and a half, stick to the three-part balance regardless; don't omit portions of the training cycle.

Materials needed

- A copy of this Trainer's Guide
- A pencil or pen for each trainee
- A copy of "Lesson 4 - The God Who Saved Us" for each trainee
- Enough extra copies of Lessons #1, 2, 3 and 4 for the trainees to use with the people they will train.
- A Bible for each trainee, including both Old and New Testament (or have them bring their own)

Total Time for this meeting = 90 minutes

How to Lead this Weekly Meeting

Open with a brief prayer, asking for God's guidance and blessing on your time together.

FIRST THIRD (approximately half an hour)

10 minutes **Pastoral care** - Take time to listen to what God is doing in the life of each trainee and in their families. Encourage and pray for one another.

5 minutes **Worship** - Sing a song or two of praise and worship.

10 minutes **Accountability** - Ask all trainees to report on the following: to whom they told their story this week and whom they have trained. Offer encouragement along with peer accountability. Here are some good accountability questions that you can ask:

- **NEW:** Are you having a daily time with God? How is that going?

- How did you obey last week's lesson?
- With whom have you shared your story? With whom have you shared God's plan of salvation? Who has believed?
- When are you training them to share their own story and to explain to others God's plan of salvation? Are you teaching them the 6 lessons?
- Are you training them to train others? (2 Timothy 2:2) Are they doing this? Are the people whom they are training training others?

5 minutes **Great Commission Vision**

Read John 15:7-8 and 16.

Tell your trainees: **In these verses Jesus gives us the promise of answered prayer. But note that He gives this promise in the context of bearing fruit. The fruit that He has in mind here are people – those who become His new followers through the witness of His disciples. Jesus places a condition on this promise: in order for the Father to answer our prayers that lead to fruit, we must abide in Him, i.e. Jesus. He goes on to say that the condition for abiding in Him is that we keep His commandments (John 15:10) and that His commandment is that we love one another the way that He loved us (John 15:12).**

In other words, as we love one another, we are enabled to pray the kind of prayers that God will answer in bringing forth fruit for His Kingdom. I believe this happens because, as we love one another, we abide in Christ and become more and more one with Him. What is in His heart becomes what is in our heart –His purposes, His desires, His values, His burdens. As a result, our prayers begin to reflect the very heart and mind of Christ. We are then able to join together as one, uniting ourselves with Christ in praying for His will to be done, i.e. for those things that lead to fruit. What Jesus is telling us in verses 7, 8 and 16 is that this kind of prayer plays an absolutely crucial role in His bearing fruit through us. We must be people of prayer!

In these verses we also see that the main actor in bearing fruit is God. With regard to prayer, He is the one who “does” (15:7). He is the one who “gives” (15:16). It is His Spirit who leads people to believe in Christ and follow Him, not us. Our role is to be the Body through which His Spirit moves, in both prayer and witness.

SECOND THIRD (approximately half an hour)

30 minutes **New Lesson** – This week you will teach Lesson Four – “The God Who Saved Us.” The truth is, God is far more vast and wonderful than anyone could ever capture in a single lesson. The lesson we've prepared

introduces the doctrine of the Trinity, but keeps the emphasis on personal relationship with God rather than doctrine or theology. Your trainees will learn that God loves them, protects them, provides for them, and will discipline them

It is important that you feel free to adapt this lesson to your trainees' background and needs. For example, for some trainees you might need to add more on the oneness of God. For others you may need to add more on Christ's divinity or the role of the Holy Spirit.

Next, teach them how to use the worksheet "Lesson 4 - "The God Who Saved Us. Give each trainee a copy. Read each statement to them, have them look up the verses, and then have them answer the questions. Keep it simple. Teach this lesson to them in such a way that they can turn around and teach someone else in the same way you taught them.


Ask your trainees if they have any questions.


FINAL THIRD (approximately half an hour)

20 minutes **Practice the Lesson** - Instruct your trainees to divide into 2's or 3's and practice teaching the lesson to each other.

10 minutes **Set goals and pray** - Again invite your trainees to ask God to show them to whom they should tell their story this week and whom they should train. Ask them to write down the names and pray for the Holy Spirit to prepare the way and work in the hearts of those on their lists.

Session 7 Documents

 Worksheet: Lesson 5 – The Church, The Community of God

 Text of Video: Being and Doing Church

 Trainer's Guide for Weekly Meeting #5

Worksheet: Lesson 5 – The Church, the Community of God

When you become a Christian, you are a member of God’s family. God is your heavenly Father, and all Christians are like brothers and sisters of the same family. “... this household is the church of the living God...” (I Timothy 3:15). The household is not a building, and the “church” is not a place of worship, but is a body of believers.

I. Let’s answer some basic questions about church:

A. Who is in the church?

1. Read Acts 2:41, “Those who accepted his message were _____, and about three thousand were added to their number that day.”
2. Church consists of those who accept the message of the Gospel and are baptized.
3. Have you accepted the message of Christ’s salvation? Have you been baptized?

B. What is our role in the church?

Romans 12:5

Ephesians 1:23

C. What is Christ’s relationship to the church?

Ephesians 5:23

D. What does the church do?

As “the body of Christ,” the church exists to continue and spread the work of Jesus Christ on earth. Acts 1:1 says: “In my first book...(the Gospel of Luke), I have dealt with all that Jesus began to do and teach....” If the Gospel of Luke, which tells the story of Jesus’ earthly ministry is about all that Jesus began to do and teach, then the Book of Acts, the story of the early church, is the continuation of Jesus’ actions and teachings through His body, the Church.

II. Jesus’ two GREAT instructions to the church give the church its five purposes

- A. The GREAT Commandment. Read Matthew 22:34–40.
 - 1. Loving God with all your heart, soul, and mind is worship.
 - 2. Loving your neighbor, if he or she is a believer, is fellowship.
 - 3. Loving your neighbor, if he or she is lost, is ministry.
- B. The GREAT Commission. Read Matthew 28:18–20.
 - 1. The fourth purpose of the church is discipleship.
 - 2. The fifth purpose of the church is evangelism/missions (evangelism is local, missions means “to send out with a message”).

III. Practice and remember: “A GREAT Commitment to the GREAT Commandment and the GREAT Commission makes a GREAT Christian, and a GREAT Church!”

EXERCISE: The Five Purposes of the Church:

Read these verses to see how the church can fulfill its purpose on earth.

- 1. **Worship:** “ _____ God, sing to the Lord a new song , his praise in the assembly of the saints.(Ps 149:1)
- 2. **Fellowship:** “ And let us consider how we can spur _____ _____ on toward love and good deeds. (Heb. 10:24)
- 3. **Discipleship:** “and _____ them to obey everything I have to learn commanded you...(Matthew 28:20)
- 4. **Ministry:** “Religion that God our Father accepts as _____ and _____ is this: to look after orphans and widows in their distress and to keep oneself from being polluted by the world” (James 1:27).
- 5. **Evangelism/Missions:** “But you will receive power when the Holy Spirit has come upon you, and you will be my _____ in Jerusalem, and in all Judea, and Samaria, and to the end of the earth” (Acts 1:8).

IV. Where does the church meet?

- A. Churches can meet anywhere: schools, theatres, cathedrals or homes.
- B. Where did churches typically meet in New Testament times? Read Acts 2:46; 5:42; 16:40; 17:5–7; 19:2; 20:20; Romans 16:1–5
- C. Do you have a home? Could a church be started there?

V. Rights and Obligations We Have in Church

- A. A righteousness to fulfill – **Baptism**

1. Jesus called baptism “righteousness” (Matthew 3:15)
 2. Baptism is a public sign that we have a new life in Jesus Christ. (Romans 6:3)
 3. Baptism shows that we are dead, buried and resurrected together with Jesus Christ (Romans 6:4) “We were therefore _____ with him through baptism into _____ in order that, just as Christ was _____ through the glory of the Father, we too may live a _____ life.”
 4. Baptism is a witness and it has no power to forgive sins. Salvation comes totally from confessing with the mouth and believing in the heart.
- B. A remembrance to practice – **the Lord’s Supper**
1. Jesus Himself established it, to be in remembrance of Him, of His death and shedding of blood for our sins. (Mat. 26:17–19, 26–30)
 2. Whenever we take the Lord’s Supper it helps us to think and to thank God’s grace again. “The _____ then brought us _____ was upon him, and by _____ we are _____.” (Isaiah 53:5)
 3. The Lord’s Supper also calls us to examine our action and faith. (1 Corinthians 11:23–29)
- C. A sacrifice to make – **offerings**
1. An offering is a gift that we make to God, and it is also worship to God. There are many kinds of offerings: living sacrifice of the whole person, life offering, time offering, gift offering, and money offering.
 2. A money offering is a requirement God gives to believers; there are three kinds:
 - Tithe – it is a requirement of God. It belongs to God. It is actually not an offering, but what we need to give. (Lev. 27:30–31)
 - Offering of gift – This is real offering, according to the sincere heart and mind. It is your personal decision how much gift you want to offer. We could not worship God without gift and empty-handed every time.
 - Love offering -- This is offering given to others according to their needs or other usage. Gift and love offerings can’t be replaced by tithe.
 3. How should you use the money that is given to the Lord?

Let’s look to the New Testament to see how early Christians used their tithes and offerings (Matthew 5:42; Luke 6:38; Acts 2:45; 6:1–3; 2 Corinthians 8:16–19; 2 Corinthians 9:7)

Note to Trainers: Don't tell them where or how to give. They will see for themselves giving gifts to feed the widows and orphans, send missionaries, etc.

It's important that new churches not be directed to use their offerings to rent a facility for worship or for salaries of paid staff members. Instead, let their fellowship grow naturally in homes and with shared leadership, until the Lord leads them to do otherwise.

Text of Video: Being and Doing Church

This is the lesson that will transition your new believer, and those that he or she has led to faith in Christ, into a new community of believers.

It's important to realize that you're not starting from scratch here. Each week you've been doing the sorts of things that any disciple-making church should be doing: pastoral care, worship, accountability, vision-casting, fellowship, learning God's word, and prayer together.

Take this week to teach your trainees how church is built on the great teachings of Jesus, and the 5 purposes that arise out of those teachings. Help them to see that they, too, can **"be"**, and **"do"** church. It is important to use this opportunity to reinforce the 2 Timothy 3:16-17 principle of how they can feed themselves and correct themselves not only as individuals, but as a community of new believers as they study the Word of God together. Spend time explaining to them the importance of obeying Christ's instructions regarding: a) baptism, b) the Lord's Supper, and c) tithes and offerings. Help them realize that if they never see their own trainees again, they can be assured that these disciples will now grow as a community of believers because of what they've been taught this week.

Trainer's Guide for Weekly Meeting #5

Desired Results for Weekly Meeting #_

1. The trainees have a basic Biblical understanding of what the Church is and how it functions.
2. The trainees know how to share "Lesson 5 - The Church, the Community of God" with the people they are training.
3. The trainees are being encouraged and held accountable to share their story with five people each week and to train those who respond.

Materials needed

- A copy of this Trainer's Guide
- A pencil or pen for each trainee
- A copy of "Lesson 5 - The Church, the Community of God" for each trainee
- Enough extra copies of Lessons #1, 2, 3, 4 and 5 for the trainees to use with the people they will train.
- A Bible for each trainee, including both Old and New Testament (or have them bring their own)

Total Time for this meeting = 90 minutes

How to Lead this Weekly Meeting

Open with a brief prayer, asking for God's guidance and blessing on your time together.

FIRST THIRD (approximately half an hour)

10 minutes **Pastoral care** - Take time to listen to what God is doing in the life of each trainee and in their families. Encourage and pray for one another.

5 minutes **Worship** - Sing a song or two of praise and worship.

10 minutes **Accountability** - Ask all trainees to report on the following: to whom they told their story this week and whom they have trained. Offer encouragement along with peer accountability. Here are some good accountability questions that you can ask:

- Are you having a daily time with God? How is that going?
- How did you obey last week's lesson?
- With whom have you shared your story? With whom have you shared God's plan of salvation? Who has believed?

- When are you training them to share their own story and to explain to others God's plan of salvation? Are you teaching them the 6 lessons?
- Are you training them to train others? (2 Timothy 2:2) Are they doing this? Are the people whom they are training training others?

5 minutes **Great Commission Vision**

Read James 1:22.

Tell the trainees: **God has given all of His followers responsibility for the Great Commission (Matt. 28: 18–20). Every Christian has the potential to take part and to bear much fruit for God. Everyone has the potential to witness to others and to train them. However, not everyone will do it. Not everyone will be a faithful “doer” of the Word. Many will be “merely hearers”.**

As you train others, look for the “doers”. These are the faithful ones you will want to pour your life into. As Paul tells Timothy in 2 Tim. 2:2, “The things which you have heard from me in the presence of many witnesses, entrust these to faithful men who will be able to teach others also.” So, keep an eye out for these faithful people.

How can you discover who the “doers” are? Train everyone. The “doers” will quickly immerse. Those who are “merely hearers” will tend to drop out. That is a good thing! It leaves you with more time to devote to the “doers”!

SECOND THIRD (approximately half an hour)

30 minutes **New Lesson** – This week your lesson will be on “Lesson 5 – “The Church, the Community of God”

Use this lesson to teach your trainees how church is built on the great teachings of Jesus, and the 5 purposes that arise out of those teachings. Help them to see that they, too, can be, and do church. It is important to use this opportunity to reinforce the 2 Timothy 3:16–17 principle of how they can feed themselves and correct themselves not only as individuals, but as a community of new believers as they study the Word of God together. Spend time explaining to them the importance of obeying Christ's instructions regarding a) baptism, b) the Lord's Supper, and c) tithes and offerings. Help them realize that if they never see their own trainees again, they can be assured that these disciples will now grow as a community of believers because of what they've learned this week.

Give each trainee a copy of lesson 5. Read each statement to them, have them look up the verses, and then have them answer the questions. Keep it simple. Teach this lesson to them in such a way that they can turn around and teach someone else in the same way you taught them.


Ask them if they have any questions.


FINAL THIRD (approximately half an hour)


20 minutes **Practice the Lesson** – Instruct your trainees to divide into 2's or 3's and practice teaching the lesson to each other.


10 minutes **Set goals and pray** – Again invite your trainees to ask God to show them to whom they should tell their story this week and whom they should train. Ask them to write down the names and pray for the Holy Spirit to prepare the way and work in the hearts of those on their lists.

Session 8 Documents

 Worksheet: Lesson 6 – God's Will For You

 Text of Video: God's Will for You

 Trainer's Guide for Weekly Meeting #6

 Resource: Gospel of Luke Reading Guide

Worksheet: Lesson Six – God’s Will for You

I. God wants you to grow

Now that you are a follower of Jesus, a child of God, you will want to continue to grow in your relationship with Him. We do this by spending time with God each day, learning from the Bible and obeying His Holy Spirit’s leading. We also grow by regularly meeting with other believers who can speak into our lives as we apply God’s word to our lives together. Together, we fulfill Christ’s central teachings of the Great Commandment (Matthew 22:34–40) and the Great Commission (Matthew 28:18–20) as we worship, fellowship together, minister to those in need, obey His teachings, and spread the message of Christ’s salvation.

II. God has a special plan for your life.

A. There is a special reason that God saved you and chose you to be His child. To understand this purpose, let’s see what the Bible says about God’s special purpose for us.

1. When the world was destroyed by flood, God saved Noah and _____ . (Genesis 6:9–7:1)
2. When God destroyed the city of Jericho, He saved Rahab and _____ . (Joshua 6:17–25)
3. When Cornelius repented and turned to God, both he and _____ were baptized. (Acts 10:27–48)
4. When the Philippian jailer turned to Jesus, he was baptized, along with _____ . (Acts 16:23–34)

B. Why do you think God saved you? What is His special purpose for you?

1. God wants you to win your family and friends to Christ as well.
2. Ask the Holy Spirit to show you which five persons He wants you to tell your story to this week. Begin praying for them now.
3. Prepare a time when you will tell them your story.

4. For those who respond, teach them the Lessons you've just learned:
 - a) The Plan of Salvation
 - b) Understanding Prayer
 - c) Having a Daily Time with God
 - d) The God Who Saved Us
 - e) Being and Doing Church
 - f) God's Will for Their Life

III. **God wants you to be thoroughly equipped for every good work.**

- A. Each day as you spend time alone with God you can grow deeper in your understanding and relationship with Him.
- B. Each week as you meet with other believers as a church you can fulfill God's purposes of worship, fellowship, ministry, discipleship, and evangelism and missions.
- C. Each time you study God's word, whether alone, or as a community of believers, you can use the pattern you learned in 2 Timothy 3:16-17.
 1. **Teach** you - What truths does God want you to understand and believe?
 2. **Rebuke** you - What false or sinful beliefs, deeds, attitudes and values does God want you to avoid or relinquish?
 3. **Correct** you - What new beliefs, deeds, attitudes and values does God want you to have.
 4. **Train you in righteousness** - What does God want you to apply to your life each day and week so that you develop a Godly character and habits.

As you practice these disciplines, God's word promises that you will become "thoroughly equipped for every good work" (2 Timothy 3:16-17).

- D. As a group exercise, take the resource "Gospel of Luke Reading Guide" and study together the first passage listed, i.e. Luke 1:1-4.

Use the four 2 Tim. 3:16 questions. Keep in mind that all four questions may not be relevant to every passage you read.

In the coming weeks, your group will continue to study through the Gospel of Luke together.

Text of Video: God's Will for You

By this time your trainees have changed from ordinary “hearers of the word” to confident and competent “doers of the word.” In Lesson Six: “God’s Will for You,” you will want to accomplish two things. First, you’ll want to review for them some of what they have learned over the previous weeks. Second, you will want to reinforce for them the 3-part pattern of their weekly meeting and particularly how to conduct their own 2 Timothy 3:16–17 Bible study.

What is God’s will for their lives? Well, according to the Bible, it is God’s will for them to win their family and friends to Christ. Reinforce for them the discipline of prayerfully identifying 5 persons they will tell their story to this week. Make sure they are training those they’ve already won. Ask your trainees, “Who have you told your story to this week, and who have you trained?”

This week your trainees will also receive a reading list that they can use in both their daily time with God and their weekly time as a church. We’ve chosen Luke’s Gospel, because Luke wrote to non-Jews who wanted to know Jesus. We also chose Luke’s Gospel, because Luke is also the author of the Book of Acts, and the Book of Acts will be a good book for your trainees to dive into after they have completed the Gospel of Luke.

The lesson this week from Luke’s Gospel will set a pattern that you will continue with your trainees for weeks to come.

Trainer's Guide for Weekly Meeting #6

Desired Results for Weekly Meeting #6

1. The trainees are reminded of God's will for their lives: that they grow spiritually through spending time with God and fellowshiping with other believers, that they lead their family and friends to Christ and then train them, and that they become equipped for every good work through study of God's Word.
2. The trainees know how to share "Lesson Six - God's Will for Your Life" with the people they are training.
3. The trainees are being encouraged and held accountable to share their story with five people each week and to train those who respond.

Reminder

Do not allow any of the seven portions of the meeting to be omitted. Each portion reinforces the process of reproducing leaders and new believers. If you don't have time for an hour and a half, stick to the three-part balance regardless; don't omit portions of the training cycle.

Materials needed

- A copy of this Trainer's Guide
- A pencil or pen for each trainee
- A copy of "Lesson Six - God's Will for Your Life" for each trainee
- A copy of the resource "Gospel of Luke Passage Guide" for each trainee
- Enough extra copies of Lessons #1, 2, 3, 4, 5 and 6 for the trainees to use with the people they will train.
- A Bible for each trainee, including both Old and New Testament (or have them bring their own)

Total Time for this meeting = 90 minutes

How to Lead this Weekly Meeting

Open with a brief prayer, asking for God's guidance and blessing on your time together.

FIRST THIRD (approximately half an hour)

- 10 minutes **Pastoral care** - Take time to listen to what God is doing in the life of each trainee and in their families. Encourage and pray for one another.
- 5 minutes **Worship** - Sing a song or two of praise and worship.
- 10 minutes **Accountability** - Ask all trainees to report on the following: to whom they told their story this week and whom they have trained. Offer

encouragement along with peer accountability. Here are some good accountability questions that you can ask:

- Are you having a daily time with God? How is that going?
- How did you obey last week's lesson?
- With whom have you shared your story? With whom have you shared God's plan of salvation? Who has believed?
- When are you training them to share their own story and to explain to others God's plan of salvation? Are you teaching them the 6 lessons?
- Are you training them to train others? (2 Timothy 2:2) Are they doing this? Are the people whom they are training training others?

5 minutes **Great Commission Vision**

Read Matt. 13:18–23.

Tell your trainees: **As you continue to faithfully witness to people and train them, you will discover the truth and power of Jesus' parable of the sower.**

Some to whom you witness will not understand it or receive what you say. Others will respond initially but never really make a commitment to follow Christ and soon fall away.

A third type of person you will discover are those who do receive Jesus and follow Him, but they are "merely hearers" of the Word like we talked about last week. They never bear much fruit because they are so distracted by other things.

So far this has been disappointing. If this is the kind of response we can expect to get from many people, why go on? Jesus tells us why! He tells us to not become discouraged because eventually we will come across the fourth kind of person, those who bear much fruit! Unless we are willing to endure those who reject our message, those who fall away and those who are merely hearers, we will never discover the pure joy of finding those who are fruitful!

And notice that Jesus tells us that some of these fruitful ones will bear fruit a hundredfold. One of the blessings you will experience if you continue to faithfully train people and hold one another accountable is that you will begin discovering these amazingly productive individuals. They will far exceed you in witnessing and planting new groups. We call these extraordinarily effective workers "super spreaders." The only way to find these "super spreaders" is to train everyone. From among those who prove to be doers of the

word, you will discover those who demonstrate their giftedness through the fruit they bear.

This is what fueled the massive movement we heard about in the Ying Kai story. As these super spreaders emerge among us, we will begin to see a significant movement take place in our country as well. But the whole process begins with those who are faithful to sow the seed – to witness and train others.

SECOND THIRD (approximately half an hour)

30 minutes **New Lesson** – This week your lesson will be on “Lesson Six – God’s Will for Your Life”.

Give each trainee a copy of the Lesson Six as well as the resource “Gospel of Luke Reading Guide”. Read each statement from Lesson Six to them, have them look up the verses, and then have them answer the questions. Keep it simple. Teach this lesson to them in such a way that they can turn around and teach someone else in the same way you taught them.

Conclude the lesson by studying Luke 1:1–4 together, using the approach you learned from 2 Tim. 3:16–17. This will set the pattern that you will continue with your trainees from now on.

Ask them if they have any questions.

Comments on the lesson: By this time, your trainees have hopefully changed from ordinary ‘hearers of the word’ to competent ‘doers of the word.’ In Lesson Six you will accomplish two things. First, you will summarize for them what they have learned over the previous weeks. Second, you will reinforce for them the 3-part pattern of their weekly meeting, especially how to conduct their own 2 Timothy 3:16–17 Bible study.

What is God’s will for their lives? Well, according to the Bible, it is God’s will for them to continue to grow spiritually and to win their family and friends to Christ. Reinforce for them the discipline of prayerfully identifying 5 persons to whom they will tell their story each week. Make sure they are training those they’ve already led to Christ.

This week your trainees will also receive a Bible reading guide (Resource: Gospel of Luke Reading Guide) that they can use in both their daily time with God and their weekly time as a church or home group. This reading guide divides the Gospel of Luke into smaller units that are convenient for study. We’ve chosen Luke’s Gospel, because Luke wrote to non-Jews who wanted to know Jesus. We also chose Luke’s Gospel, because Luke is also the author of the Book of Acts. The Book of Acts will be a good book for your trainees to study after they have completed the Gospel of Luke. It gives a wonderful description of how God’s Spirit worked through ordinary people to spread His message and establish church planting

movements across the known world in the days right after Jesus' death and resurrection.

FINAL THIRD (approximately half an hour)

20 minutes **Practice the Lesson** – Instruct your trainees to divide into 2's or 3's and practice teaching the lesson to each other.

10 minutes **Set goals and pray** – Again invite your trainees to ask God to show them to whom they should tell their story this week and whom they should train. Ask them to write down the names and pray for the Holy Spirit to prepare the way and work in the hearts of those on their lists.

Resource: Gospel of Luke Reading Guide

As you study each Bible passage remember to apply 2 Timothy 3:16–17 and ask God to:

1. **Teach** you – What truths does God want you to understand and believe?
2. **Rebuke** you – What false or sinful beliefs, deeds, attitudes and values does God want you to avoid or relinquish?
3. **Correct** you –What new beliefs, deeds, attitudes and values does God want you to have?
4. **Train you in righteousness** – What does God want you to apply to your life each day and week so that you develop a Godly character and habits?


Note: You will not find answers to every question in every passage. Also, the Bible does not always teach us with direct instruction. Sometimes it tells stories about people whose example we are to imitate or avoid.

| DESCRIPTION OF PASSAGE | VERSES |
|---|-----------|
| PREFACE | 1:1-4 |
| BIRTHS OF JOHN AND JESUS | |
| Announcement of John's Birth – forerunner to Jesus | 1:5-25 |
| Announcement of Jesus' Birth | 1:26-38 |
| Mary Visits Elizabeth | 1:39-56 |
| John's birth | 1:57-66 |
| Zechariah's Prophecy | 1:67-80 |
| Jesus' Birth | 2:1-21 |
| Jesus is presented in the temple | 2:22-40 |
| Jesus as a boy in the temple | 2:41-52 |
| PREPARATION FOR JESUS' MINISTRY | |
| John the Baptist prepares the way for Jesus | 3:1-20 |
| Jesus' Baptism and Genealogy | 3:21-38 |
| Jesus is tempted in the Wilderness | 4:1-13 |
| JESUS' MINISTRY IN GALILEE | |
| Preaching in Galilee and Nazareth | 4:14-30 |
| Preaching and Healing in Capernaum | 4:31-44 |
| Simon, James and John follow Jesus | 5:1-11 |
| Healing a Leper and paralyzed man | 5:12-26 |
| Calling Levi and question about fasting | 5:27-5:39 |
| Questions about the Sabbath and the call of the Twelve Apostles | 6:1-16 |
| Blessings and woes | 6:17-26 |
| Love your enemies | 6:27-38 |


| | |
|---|--------------|
| Self-examination and obeying Jesus | 6:39-49 |
| Healing the Centurion's servant and raising the widow's son | 7:1-17 |
| Jesus and John the Baptist | 7:18-35 |
| The Pharisee and the sinful woman | 7:36-50 |
| Parable of the sower | 8:1-15 |
| A lamp, Jesus' mother and brothers, and stilling of a storm | 8:16-25 |
| Healing of a Demoniac | 8:26-39 |
| Healing Jairus' daughter and a sick woman | 8:40-56 |
| Sending out the 12 and feeding 5000 | 9:1-17 |
| Peter's Confession of Christ and Jesus' warnings | 9:18-27 |
| Jesus is transformed | 9:28-36 |
| Jesus heals a possessed boy, prediction of betrayal, and arguments about position | 9:37-50 |
| THE JOURNEY TO JERUSALEM | |
| Rejection in a Samaritan village and teaching on discipleship | 9:51-62 |
| Jesus sends out the Seventy | 10:1-16 |
| The Seventy return and Jesus rejoices | 10:17-24 |
| Teaching about love of God and neighbor | 10:25-42 |
| Teaching about prayer | 11:1-13 |
| Casting out Demons as a sign of the Kingdom | 11:14-26 |
| Teaching on hearing and obeying rather than seeking signs | 11:27-36 |
| Jesus rebukes the Pharisees and Lawyers | 11:37-54 |
| Being a bold witness | 12:1-12 |
| Seek God's Kingdom rather than the things of this world | 12:13-34 |
| Be diligent to do God's will and the coming conflict | 12:35-53 |
| Teaching on understanding the times and repentance | 12:54 - 13:9 |
| Healing on the Sabbath and comparing the Kingdom to a mustard seed and leaven | 13:10-21 |
| The way to salvation is narrow and the fate of Jesus and Jerusalem | 13:22-35 |
| Healing the man with dropsy and teaching on humility and generosity | 14:1-14 |
| Teaching on "who shall Eat Bread in the Kingdom of God" | 14:15-24 |
| Realize the cost of following Christ | 14:25-35 |
| Parables about the joy of finding the lost sheep and coin | 15:1-10 |
| Parable of the father and his two sons | 15:11-32 |
| Be faithful in your use of wealth | 16:1-15 |
| The Law and the Rich Man and Lazarus | 16:16-31 |
| Dealing with each other's sin, faith and humility and healing the 10 lepers | 17:1-19 |
| The coming of the Kingdom | 17:20-37 |
| Be diligent in prayer and be humble before God | 18:1-14 |
| Receiving the Kingdom like a child and the difficulty of the wealthy | 18:15-30 |
| Jesus foretells His death and resurrection and heals a blind man | 18:31-43 |


| | |
|---|---------------|
| Zaccheus the tax collector is saved | 19:1-10 |
| Parable of a nobleman giving money to 10 slaves | 19:11-27 |
| Jesus makes a royal approach to Jerusalem and laments the city's fate | 19:28-44 |
| TEACHING DAILY IN THE TEMPLE | |
| Confrontation in the Temple with sellers and religious leaders | 19:45 - 20:8 |
| Parable of the wicked tenant farmers and the attempt to trap Jesus | 20:9-26 |
| The reality of the resurrection | 20:27-38 |
| Christ's identity, religious hypocrisy, and true giving | 20:39 - 21:4 |
| The coming destruction of the Temple | 21:5-6 |
| The coming devastation of Jerusalem and return of Christ | 21:20-36 |
| THE DEATH AND RESURRECTION OF JESUS | |
| The plot against Jesus and preparations for the Passover Meal | 21:37 - 22:13 |
| The Last Supper, warning of betrayal and dispute about greatness | 22:14-30 |
| Foretelling Peter's denial, preparing the disciples, and praying on the Mount of Olives | 22:31-46 |
| The arrest of Jesus and Peter's denials | 22:47-62 |
| Jesus before the Sanhedrin, Pilate and Herod | 22:63 - 23:12 |
| Pilate sentences Jesus to death | 23:13-25 |
| Jesus is crucified | 23:26-46 |
| The response to Jesus' death, His burial, and the empty tomb | 23:47 - 24:12 |
| Jesus appears on the Road to Emmaus | 24:13-35 |
| Jesus appears to the disciples in Jerusalem and ascends to Heaven | 24:36-53 |


Session 9 Documents

 Trainer's Guide for Weekly Meeting #7

 Worksheet: Bible Study Guide

 Resource: Gospel of Luke Reading Guide

 Resource: Ideas for Vision-Casting

 Text of Video: Hidden Wisdom

 Resource: The Hidden Wisdom of T4T

 Resource: What to Include in Every Meeting

Trainer's Guide for Weekly Meeting #7

Desired Results for Weekly Meeting #7

1. The trainees are well grounded in an ongoing pattern of community life that leads to spiritual growth and multiplication. (See the document "What to Include in Every Meeting".)
2. The trainees are exposed to how to lead a group bible study using the approach of 2 Tim. 3:16, including how to enable people to apply the Scripture to their lives in a community setting.
3. The trainees are being encouraged and held accountable to share their story with five people each week and to train those who respond.

Reminders and Advice for the Future

You can use this Trainer's Guide not only for this meeting but for future meetings as well.

It is vital that you continue to build into your trainees the truths contained in the document "**Hidden Wisdom of T4T**". Use the **Great Commission Vision** part of future meetings to remind your trainees of these truths about the kind of person God uses. Building this strong spiritual foundation is essential if you want to see a real movement established.

Eventually your trainees will have witnessed to all of their current friends and relatives. What then? Tell them to keep witnessing! Find creative ways to enter new networks of relationships, such as joining a club or interest group. Learn to take advantage of brief encounters with people you meet in everyday life, like at the market, waiting in line, etc. Find practical ways to show people that you love them. Briefly share your story with them, ask how you can pray for them, etc. As you meet as a group, continue to hold each other accountable, to share ideas with one another and to encourage one another.

Do not omit any of the seven segments of the meeting. Each segment reinforces the process of reproducing leaders and new believers. If you do not have time for an hour and a half, utilize what time you do have to maintain the three-part balance. Do not skip segments of the meeting process. This is more important than covering all the material during one meeting.

Materials needed

- A copy of this Trainer's Guide
- A copy of the sheet "Bible Study Guide" for each trainee
- A pencil or pen for each trainee
- Extra copies of the "Gospel of Luke Reading Guide" for those trainees who do not have one
- Enough extra copies of Lessons #1, 2, 3, 4, 5 and 6 for the trainees to use with the people they will train.

- A Bible for each trainee, including both Old and New Testament (or have them bring their own)

Total Time for this meeting = 90 minutes

How to Lead this Weekly Meeting

Open with a brief prayer, asking for God's guidance and blessing on your time together.

FIRST THIRD (approximately half an hour)

10 minutes **Pastoral care** – Take time to listen to what God is doing in the life of each trainee and in their families. Encourage and pray for one another.

5 minutes **Worship** – Sing a song or two of praise and worship.

10 minutes **Accountability** – Ask all trainees to report on the following: to whom they told their story this week and whom they have trained. Offer encouragement along with peer accountability. Here are some good accountability questions that you can ask:

- Are you having a daily time with God? How is that going?
- How did you obey last week's lesson?
- With whom have you shared your story? With whom have you shared God's plan of salvation? Who has believed?
- When are you training them to share their own story and to explain to others God's plan of salvation? Are you teaching them the 6 lessons?
- Are you training them to train others? (2 Timothy 2:2) Are they doing this? Are the people whom they are training training others?
- **NEW:** Are you having any problems in training others?

5 minutes **Great Commission Vision**

Read Matt. 28:18–20.

Then make the following comments about the passage: **With these simple yet profound words, Jesus gives His followers both their main assignment until He returns and the promise upon which their success is guaranteed.**

The main emphasis is placed on the central command to “make disciples.” Note that the command is to make disciples, not just converts. “Going”, “baptizing” and “teaching” reveal three important aspects of making disciples:

Going: We must take the initiative to reach all people everywhere. We cannot wait for people to come to us.

Baptizing: People must be baptized into the Trinity. Baptism is the public testimony that the individual has placed his faith in Christ. The word "into" strongly suggests that this baptism is also a sign that the person has entered Christ's covenant community and has pledged submission to His lordship.

Teaching: As members of Christ's covenant community and as those who have pledged submission to His lordship, Christians must learn how to live accordingly. Note carefully what is to be taught. The verse does not say the goal is to teach commandments, rather, the goal is to teach obedience. There is a tremendous difference between teaching commandments and teaching obedience. To simply inform people of Christ's will for them does not accomplish Christ's purpose. We must teach (and encourage and enable) people to obey. Note also that they are to be taught to obey "all that I have commanded." This means we must teach them to obey the whole will of Christ, leaving nothing out. We must not be satisfied with the partial obedience which can so easily become the norm. Rather, we must constantly search the Scriptures, asking ourselves, "Have we obeyed everything which is written here? And "How can we obey more faithfully?"

Finally, we are to persevere in these three things "to the end of the age", i.e. until Jesus returns for His people. With these words, Jesus shows that these instructions are for all believers until He returns, including us!

The assignment just described may seem overwhelming. However, as we go to make disciples, baptizing them and striving to teach them to obey all that Jesus commanded, we can go with confidence. We are assured of our ultimate success, because Christ now has all authority and has promised to be with us in all days to the end of the age. Christ Himself is the guarantee of success, as we abide in Him, depending on His authority and presence (cf. John 15:4-17).

Note: In the weeks to come, continue to give biblical reminders of our Great Commission task. For some ideas about what to talk about see the downloadable documents "Great Commission Vision Ideas" and "Hidden Wisdom of T4T".

SECOND THIRD (approximately half an hour)

30 minutes **New Lesson** - Beginning with this meeting, you and your trainees will study a passage of the Bible each week as your new lesson. Use the resource "Gospel of Luke Reading Guide" to determine which passage of Luke you will study each week. This will be the pattern you will follow from now on.

The passage you will study this week is Luke 1:5–25. As a group, use the same Bible study method from 2 Timothy 3:16–17 that you have been using for individual study.

If your group is large, you may have them divide into smaller groups, with each group doing the study together.

Begin with a brief prayer, asking God to be present and to teach, rebuke, correct and train you in righteousness through His Word during the next 30 minutes.

Remind them that a given passage of scripture may not address all four questions. That is OK. Just discuss the questions that the passage does address. Also remind them that the Scripture does not always teach with direct instructions. Tell them to also look for stories about people whose example we are to either imitate or avoid.

Give a sheet of paper to each trainee and tell them to keep notes on what they learn as the group discusses these questions. As an option, you can give them the resource “Bible Study Guide” with the questions below.

Have someone in the group read the passage out loud. Then ask the group the questions that arise from 2 Timothy 3:16.

1. What does God want to teach us in this passage? What truths does God want us to understand and believe?

After the group has discussed this, go on to the next question.

2. How does God rebuke us in this passage? What false or sinful beliefs, deeds, attitudes and values does God want us to avoid or relinquish?

After the group has discussed this, go on to the next question.

3. How does God want to correct us in this passage? What new beliefs, deeds, attitudes and values does God want us to have?

After the group has discussed this, go on to the next question.

4. How does God train us in righteousness in this passage? What does God want us to apply to our lives each day and week so that we develop Godly character and habits?

After the group has discussed this, go on to the next part of the meeting “Apply the Lesson”.

FINAL THIRD (approximately half an hour)

20 minutes **Apply the Lesson**

10 minutes: Ask each person, in silent prayer and meditation, to write down the following on the same sheet of paper that they took notes on.

In the light of studying this passage and discussing the 4 questions from 2 Tim. 3:16, answer the following questions:

- A. Listen: What did you sense God say to you personally? What was the main thing He impressed on you?
- B. Reconcile: Is there something you need to confess to God and ask His forgiveness for? Is there someone with whom you need to seek reconciliation?
- C. Obey: Is there something specific that God wants to change in your life or that He wants you to do? What will you do this week as a first step of obedience?

Remind the trainees that questions B and C may not be relevant in all cases. Some Bible passages may not lead to those questions. In those cases, they can just focus on question A.

10 minutes: After the trainees have finished writing, ask for volunteers to share some of what they wrote and how the group can pray for them. Do not force people to share. As each one shares, you or someone in the group can pray briefly for the person.

Encourage them to keep their sheet of paper each week in a folder as a record of how God is working in their lives. Encourage them to go over these papers from time to time as a reminder.

10 minutes **Set goals and pray** – Again invite your trainees to ask God to show them to whom they should tell their story this week and whom they should train. Ask them to write down the names and pray for the Holy Spirit to prepare the way and work in the hearts of those on their lists.

Give each trainee enough copies of lessons #1, 2, 3, 4, 5 and 6 for the people they will train.

Worksheet: Bible Study Guide

Passage:

1. What does God want to teach us in this passage? What truths does God want us to understand and believe?
2. How does God rebuke us in this passage? What false or sinful beliefs, deeds, attitudes and values does God want us to avoid or relinquish?
3. How does God want to correct us in this passage? What new beliefs, deeds, attitudes and values does God want us to have?
4. How does God train us in righteousness in this passage? What does God want us to apply to our lives today and this week so that we develop Godly character and habits?

Resource: Gospel of Luke Reading Guide

See page 137 in Session 8 Documents.

Resource: Ideas for Vision Casting

Each week, you should cast a vision for why we are going out and sharing our faith, and why we are training others to do so. Here are a half dozen brief springboard verses and vision casting messages that you might consider using.

Many of these ideas have already been incorporated into the “Vision Casting” part of Trainer’s Guides that accompany each group session.

1. Share “The Ying Kai Story” about the enormous potential of simply obeying God and faithfully sharing the Gospel each week and training those who respond.
2. There are four types of calls to share the gospel (each of these can be a separate weekly vision casting message):

God has a deep yearning in His heart for the souls of the lost. God would have us hear the four voices that cry out for the Gospel.

- a) The call from **above**; the commandment of the Lord Jesus.
(Mark 16:15)
(Isaiah 6:1–8)
- b) The call from **below**; the rich man’s plea to share the gospel with his family.
(Luke 16:27–28)
- c) The call from **within**; Paul was under compulsion to spread the gospel.
(I Corinthians 9:16–17)
(Jeremiah 20:9)
- d) The call from the **outside**; Paul heard the call from Macedonia to come.
(Acts 16:9)

Therefore, this person sees only 2 kinds of people:

- Those who need to hear the Gospel
- Those who need training to share the Gospel and disciple those who believe

Learn to see the world in this way and life’s decisions become much clearer.

3. The Great Commission passages (each of which can be a separate vision casting messages)
 - a) Matthew 28:19–20: What was Jesus’ final commandment to his followers?
 - **Go**, not come – not invite people to church but go to where the lost are

- **All nations** – **share** with everybody. Do not choose who to share with. Just share with each person.
 - **Make disciples** – commit to making trainers. Disciples should obey and pass it on to others = trainers
- b) Luke 25:45–49
- c) Acts 1:8
4. Share the Three Levels of Joy
- a) Why are Christians not happy? They are not sharing the gospel. The angels in heaven rejoice when people come to salvation and we will too.
- b) 3 Levels of Joy
- When we witness and win people to Jesus – JOYFUL
 - When we gather them into a small group to train them – GREATER JOY
 - When they witness to and train others (become trainers) – GREATEST JOY
- c) Do you want to be happy / joyful? Then commit to witness and train trainers.
5. The Holy Spirit's Power in our Lives: John 14:12 – 17, also John 16:7–11, Ephesians 1:18–23.
6. God's will for us is to bear fruit (new disciples) and the key to fruitfulness is abiding in Christ and prayer: John 15: 4–12 and 16
7. Kingdom parables such as Matthew 13:31–33 and Luke 15.
8. The sending of the 12 disciples and the 70 disciples (Matt 9:36 – 10:42, Luke 9:1–6, Luke 10:1–24)
9. The Book of Acts (especially Paul's 3 journeys in Acts 12 – 21)
10. Acts 11 – the vision for Cornelius' network of family and friends (see especially verse 14).
11. 2 Tim 2:2
12. Romans 10:12–15
13. The various points made in the resource "Hidden Wisdom of T4T" (some of these points are already incorporated into the "Vision Casting" part of the Trainer's Guides).

Text of Video: Hidden Wisdom

In this week's lesson, you will continue the weekly Bible study that you began last week in the Gospel of Luke. Don't neglect the 3-part format for the meeting that will reinforce pastoral care, worship, vision-casting, learning from God's word, fellowship, and accountability. By now you've seen that T4T not only produces new believers and communities of faith; it is also a powerful way to transform passive Christians into active doers of the Word.

Each week, in addition to teaching your trainees a new lesson, you've encountered a lot of hidden wisdom and insights within T4T that you need to pass on to your trainees, and that they need to pass on to those that they train. Let's take a moment here to unpack some of the "Hidden Wisdom of T4T."

T4T is steeped in prayer. Ying routinely spends 2 hours a day in prayer. You need to spend time in prayer, too. Here are some of the things you might want to pray for: pray for God's protection for you and your family; pray for God to show you who to tell your story to; pray for those you share your story with; pray for those you train; pray with and for the new churches that you are forming.

The most effective evangelism comes from someone in your own cultural worldview who both knows you and loves you. So keep directing your trainees to tell their story to their circle of family and friends.

There are only two kinds of people in the world: a) lost people who need to hear your story, and b) Christians who need to be trained to tell their story. Keep it simple. With T4T you know how to relate to everyone, to train believers and to evangelize the lost.

Among Christians, some will be "doers" of the word, but many will be "hearers" only. Don't be discouraged by "hearers." Just keep training and working with the "doers." The only way to find the "doers," is to train everybody!

Among the lost there are those who are already under conviction and ready to respond, and those who will reject the Gospel. The only way to discover those who are ready to respond is to tell them your story.

Among those Christians you train to tell their story, there will be some who will be highly, highly effective. Ying calls these individuals "Super-spreaders." Church Planting Movements are built on Super-spreaders. The only way to find those Christians who will prove to be Super-spreaders is to train every Christian and see who proves to be not only a doer of the word, but a highly effective doer. These Super-spreaders will become your master trainers as the movement moves forward.

If you are effective, Satan will do whatever he can to stop you. Your best protection against Satan's attacks is to pray without ceasing and thank God for whatever comes your way, knowing that God will work all things together for good to those who love Him and are called according to His purpose.

Finally, Ying learned how to create a Church Planting Movement ethos, a sort of group attitude that contributed to a Church Planting Movement. You can do this too. For

example, Ying taught his trainees to frequently repeat as a group some sayings. The first was “Just Do It!” There are a million reasons not to tell your story to a lost person or train a Christian, but don’t listen to those reasons; “Just do it!” Have your trainees repeat this saying. Ying would say to his trainees, and have them repeat back to him: “Church planting is not rocket science.” Ying’s message was clear: every Christian should be able to start a church. Have your trainees repeat this saying together. Finally, Ying taught his trainees to repeat after him: “It is a great joy to win someone to Christ!” “It is a greater joy to plant a church!” “It is the greatest joy to train someone else to plant a church.”

Ying was instilling dynamic values in those he trained, values that would resonate throughout the movement. We need to do the same thing, rejoicing in a new believer coming to faith, but giving even higher value to multiplying new churches and trainers who will, in turn, train others as well.

What should you do with this hidden wisdom? Well, don’t keep it to yourself. Remember, you are training your trainees to be trainers themselves. So, weave these insights, this hidden wisdom, into your time with the trainees each week as you worship, learn, and hold one another accountable to be faithful doers of God’s word.

Resource: The Hidden Wisdom of T4T

There is a kind of person that God uses.

1. A person whose heart is aligned with God's

God has a deep yearning in His heart for the souls of the lost. God wants us hear the four voices that cry out for the Gospel.

- a. The voice from above, where God implores: "Whom shall I send, and who will go for us" (Isaiah 6:8, NIV)?
- b. The voice from below, where the lost soul pleads: "Please go and warn my brothers lest they end up here as well" (Luke 16:27-28, paraphrased).
- c. The voice from beyond that beckons: "Come over...and help us" (Acts 16:9, ESV).
- d. The voice from within that cries: "Woe to me if I do not preach the Gospel" (1 Corinthians 9:16, ESV).

Therefore, this person sees only 2 kinds of people:

- Those who need evangelizing
- Those who need evangelism training

Learn to see the world in this way and life's decisions become much clearer.

2. A person of prayer

God can use anyone (Numbers 22), but He will continue to use those whose lives are steeped in prayer. "(So) pray without ceasing" (1 Thessalonians 5:17, KJV). For what should you pray? Pray:

- to have the heart of God,
- to love and yearn for the lost,
- to make His message clear and compelling,
- to draw the lost to salvation,
- to conform the will of the new believer to that of Jesus Christ,
- for God to grace the new believers with a viable and growing new church,
- for the protection of God from Satan's slings and arrows,
- for deliverance from temptation and immorality,
- for new leaders to emerge,

- for those who are trained to be doers of the word and not hearers only,
- for His kingdom to come and His will to be done on earth as fully and completely as it is in heaven (Luke 11:2).

3. A person who fights the real enemy

In our obedience to Christ, we have an enemy. Many will stand in the way of our obedience, but ultimately we struggle “not against flesh and blood”, but “...against the rulers of the darkness of this world” (Ephesians 6:12, ESV). Rest assured, Satan will use every tool in his arsenal to confound and defeat you. If you are already experiencing unusual distractions, temptations or trials, you should realize that Satan sees you as a threat. Count it all joy, and press forward! (James 1:2)

“Put on the whole armor of God,” the belt of truth, the breastplate of righteousness, the shoes of readiness to share the gospel, the shield of faith, the helmet of salvation and the sword of the Spirit which is the word of God, “praying at all times in the Spirit” (Ephesians 6:10-18, ESV).

4. A person who thanks God for all that comes

Nothing will happen to you that surprises God or is not allowed by God. You cannot control what happens to you, but you can choose how you will respond. God uses those who thank Him for everything that comes their way (1 Thessalonians 2:13). Not everything that comes your way will immediately appear beneficial, but God’s word assures us that He will work “all things together for good for them that love God and are the called according to His purpose” (Romans 8:28, KJV).

5. A person who knows God’s hidden wisdom

a. That there are persons of peace scattered throughout society.

This person knows that he or she is not alone. As Jesus promised, the Holy Spirit is already at work all around them preparing persons of peace whose hearts are under conviction to receive the message of hope that you will bring to them (John 16:8, NIV). These are what the Bible call “the elect” (Matthew 22:14; John 13:18a; Ephesians 1:4-5), or “persons of peace” (Matthew 10:11-13; Luke 10:6). These people are already scattered throughout your society. The only way to find them is to evangelize them.

b. That the most effective evangelism comes from someone who knows and loves you.

This person knows that it is God's plan for the good news to flow through families and relational networks.

- Genesis 7:7 Noah and his family
- Genesis 19:15 Lot and his family
- Joshua 6:17 Rahab and her family
- Acts 16:33–34 Philippian jailer and his family

- Acts 10:24, 48 Cornelius, his relatives and friends

c. That everyone can participate in evangelism and church planting, but not everyone will do it.

This person knows that the redeemed of the world either are or are potentially their co-laborers. Within this community of the redeemed, there are only two kinds of persons: 1) doers of the word, and 2) hearers only. So, “Be doers of the word, and not hearers only, deceiving yourselves” (James 1:22). Train every Christian, but focus your attention on those who are **doers** of the Word.

d. That although everyone can participate in evangelism and church planting, some are uniquely gifted – the "Super-Spreaders".

This person knows that one of the blessings they will experience if they continue to faithfully train and hold one another accountable is that they will begin discovering individuals who will be amazingly productive in winning converts and planting new groups. These extraordinarily effective evangelists and church planters are called “super spreaders.” The only way to find these “super spreaders” is to train everyone. From among those who prove to be doers of the word, they discover those who demonstrate their giftedness through the fruit they bear (Matthew 25:14-29).

e. That there are certain attitudes crucial to creating a church-planting movement ethos:

- i. Just Do It!!
Do not look for reasons why you cannot do it. Do not wait until you feel you are better prepared. Do not waste time worrying about it. Just go out and do it!
- ii. Church planting is not rocket science!
It is not complicated and anyone can do it.
- iii. It is a great joy to win someone to Christ...
It is a greater joy to plant a church...
It is the greatest joy to train someone else to plant a church!

Resource: What to Include in Every Meeting

See page 65 in Session 3 Documents.